

valerie_

objects

catalogue

atelier 365 solid walnut

big-game silent

destroyers/builders assemble_etage_segments

glenn sestig dishes to dishes

knutson + ballouhey pepper & salt

maarten baas aligned_cutlery_inner circle_pepper mill

maria scarpulla tramonti

muller van severen wooden tables_alu collection_rocking chair_solo seat_duo seat_shelf n°1/2/3/4_lighting_

nendo pepper & salt

pepper and salt mills_cutting boards_five circles_trivets

pierric de coster L1 floor lamp


studio wieki somers selfie mirror



valerie_objects is an Antwerp-based design label initiated by Axel Van Den Bossche and art director Veerle Wenes, combining their professional and personal tastes for all things good and beautiful.

By allowing designers, architects and artists to translate their signature style into tangible objects, **valerie_objects** has become a unique collection of everyday items with out-of-the-box aesthetics. These are objects people truly get entangled with.

story



_a conversation with founder veerle wenes



_How did valerie_objects come into being?

I trained in architecture and have always been passionate about art, architecture, and design, as well as by everyday life, which is an essential source of inspiration for artists and is naturally at the heart of the designers' craft. It's this facet that I have been exploring since 2010 with my gallery valerie_traan and with "the fabulous destiny of everyday life", an exhibition I co-curated at the Grand Hornu art centre in Belgium, which combined art and design with an open spirit.

I then started collaborating with artists like Fien Muller and Hannes Van Severen, who started their careers as designers (Muller Van Severen) with the gallery in May 2011. A few years later, I wanted to launch a more functional and affordable collection of industrial produced objects and furniture, which led to the creation of valerie_objects. I called upon Axel Van Den Bossche, the CEO of Serax, with whom I co-founded this design label for which I remain the artistic director. Since then, valerie_objects has been part of the Serax family together with other family members such as Ann Demeulemeester.



It was with a collection of cutlery with a distinctive design that valerie_objects burst onto the scene in 2015. Since then, this design label has produced daring, avant-garde, democratic and functional industrial design created by emerging talents and big names alike. This bubbling and creative family was founded by Belgian gallery owner, Veerle Wenes.

You launched the valerie
objects adventure in the spring of
2015 with a foundational collection
of cutlery exhibited at the Museum
of Decorative Arts in Paris...

My first idea was to entrust designers with the task of reinterpreting everyday utensils such as cutlery. As a result, we started our collection with the cutlery by Maarten Baas, a series presented at the time as a prototype. This remains in the catalogue. Next, we expanded our offer to home accessories, furniture, lighting, and tableware in collaboration with various artists and we launched a collection of outdoor furniture earlier in 2022 with Maarten Baas.




_valerie_objects aims to
popularise sophisticated and
desirable design. How would you
define its identity?

Our concept is very simple: we develop everyday objects with creators who have a strong identity and with whom we aspire to cooperate over the long-term. We are looking for the craft of designers who can provide us with unprecedented projects. We take risks in order to popularise the art of everyday life. I am convinced that good, durable, and timeless design objects are not generic or insipid. On the contrary, they are produced by bold designers who have a distinctive identity and a recognisable style.



_let's not hide
the objects we use,
let them be part of
the interior





_Whether Maarten Baas or Muller Van Severen, you call upon the greatest names in design as well as young designers of the future. How do you go about building this family?

The choice of with whom to work for the label has been an intuitive one from the very beginning. While catalogue includes major names such as Muller Van Severen, Maarten Baas, destroyers/builders or BIG-GAME, we also trust lesser-known people like Maria Scarpulla. At the same time, the gallery has also been a springboard for Muller Van Severen in 2011, when they were just starting. People are not born famous. They come into the world with certain gifts, a peculiar manner of interpretation, and talent that is simply waiting to be revealed.



_we live in a material world, so let's allow materials to speak

designers

designers



— maria scarpulla

Maria Scarpulla (1987) is a painter and designer who's the youngest member of the artistic Italian-American Scarpulla family. She grew up in the fields of Umbria with her father Russell, an abstract painter born in New York. Although she now resides in Ghent, Belgium, the Italian landscapes and American horizons still reflect intensely in her work. Since her design debut in 2011, Scarpulla transforms nature into poetic minimalist furniture. In 2013 the design world celebrated her at Ventura Lambrate during the Designweek in Milan, with a definite breakthrough after that in 2019 initiated by a set of furniture called You Know The Way, Right. In that same year, Maria's partner Jori Hernalsteen (1987) joined her artistic practice and has been a major support ever since. Creating an enormous effect while using very little space, that is the core of Maria Scarpulla. Objects that blend easily in the room yet make a firm statement.



— big-game

Augustin Scott de Martinville, Grégoire Jeanmonod and Elric Petit are **BIG-GAME**. The studio describes its work as simple, functional and optimistic. It produces a variety of products and accessories for companies such as Alessi, Hay, Karimoku, Magis, Moustache and Muuto. BIG-GAME's work is often accessible, charming and, above all, useful. The studio has received numerous awards including the Swiss Design Award, the iF design award, the Wallpaper Design Award, the Good Design Award, the Hublot Design Award and Design Preis Schweiz. BIG-GAME's works are part of the collections of the Museum für Gestaltung, the Vitra Design Museum, the Centre Georges Pompidou as well as the MoMA. The studio is based in Lausanne, Switzerland. In addition to their design work, the three founders of BIG-GAME also lecture at ECAL / University of Arts and Design Lausanne.

designers



— glenn sestig

Glenn Sestig, born in 1968 in Ghent, Belgium, graduated from the Henri Van De Velde institute in Antwerp and in 1999 established a practice together with painter Bvardk. From the outset, their work focused on extreme precision, on a construction with such mastery of the architectural line, proportions and perspective that it is easy to forget the careful consideration that will have gone into their design and creation. In addition to the material and its interpretation, transparency and the play of reflection suggest rather than illustrate the endeavors that have resulted in the real grandeur of some projects, primarily places for public use.

Glenn Sestig Architects is synonymous with contemporary chic. His work can be seen as unrelentingly urban and contemporary - materials are exclusive and its combinations are renewing and unique. To give his work coherence, the architect uses his own method of calculation, a sort of mental model from which flow the intelligence, equilibrium and soul of a place. Each completed work is considered as a minor work of art wherein art and fashion are essential sources of inspiration. The architecture is no longer a movement in time but becomes a declaration of a global luxurious lifestyle.

— destroyers/builders

destroyers/builders is the Brussels based design studio founded by Linde Freya Tangelder in 2015. As the name suggests, Linde Freya destroys design to rebuild her own visual language. By zooming in on basic architectural shapes and materials, and translating them into minimalist designs, she gives overlooked objects the attention they deserve. The result of that research can be a unique object close to artwork, a limited series of designs or an industrial product. Whatever the material and the functionality of the piece demand. Linde Freya Tangelder is one of the founders of Belgium's highly appraised Brut collective. Early 2019 Brut received the Henry van de Velde Award for Young Talent, the most prestigious Belgian design prize. Since 2019 destroyers/builders has also been a part of the FAR collection. Far is a project by Studio Vedèt, commissioned by the renowned Nilufar Gallery and Depot in Milan.

_passionate things are made by passionate designers



designers



—atelier 365

Atelier 365 is a traditional cabinetmaking school and a furniture workshop based in Brussel creating objects, interiors and furniture since 2012. Founded by Belgian designer and cabinet maker Laura Greindl (1986), the atelier seeks a collaborative approach and aims to insufflate traditions and functionality in everyday life. Growing up in southern Belgium, Laura's mother, herself an accomplished cabinetmaker, shared her vast knowledge and craftsmanship of this metier with her daughter. Greindl applies traditional techniques, resulting in a lot of handwork. Each work is handcrafted out of carefully selected piece of solid wood. The production is divided between the collections and special commissions on demand. Laura Greindl also work as an interior designer/architect for residential, shops and art galleries.



—muller van serveren

Muller Van Severen was founded in the early Spring of 2011. With both Fien Muller and Hannes Van Severen being artists, it's natural that the collection sits somewhere between design and art. The couple has been on an inspired quest for sculpturally interesting furniture objects, always including the space around it, and characterized by a careful research into their shared passion for art, architecture and materials. At the same time Muller Van Severen's designs appear to be created almost intuitively and with total effortlessness. It looks as if the designers draw with crayons in space. After winning countless awards and collaborating with prestigious museums (such as Vitra Museum, Centre Pompidou and Musée d'Art Decorative Paris) and galleries (Galerie Kreo, Side Gallery, valerie_traan gallery) worldwide, Muller Van Severen is considered to be one of the most image-defining European design teams of today. Their creations are globally identified in both private homes and public spaces. All of Muller Van Severen's own production pieces are handmade by small-scale fabricators and skilled artisans, with an honesty to the rawness and irregularity of the chosen material.

designers



—maarten baas

Maarten Baas is one of the most renowned European contemporary designers. He founded the base of what we call today Dutch contemporary design. There are few designers who embrace spontaneity and madness in the creative process as Baas does. In his younger years, he set priceless design classics on fire, later on he welded the most phantasmal closets of all time. After that, sketchy pencil lines on paper were brought to life. His work reveals the inner child that's hidden somewhere deep inside all of us and the design community fiercely appreciates it.

**_we develop everyday objects
with creators who have a
strong identity and with whom
we aspire to cooperate over
the long-term**

— knutson + ballouhey

Sigve Knutson (1991) is a young and promising designer from Oslo who graduated in 2016. Instead of following the path of Scandinavian design, which is grounded on a strong heritage of craftsmanship, he allows his intuition to run freely during the design process. Hence, Knutsons objects appear as materialized sketches and are made from experimental substances such as wood clay. 'I would say that there is a very humane and perhaps even primitive side to my work'. Knutson is represented by Carwan Gallery (Beirut) and has already exhibited in Milan, Oslo, Beirut, New York, Eindhoven and Paris.

Thomas Ballouhey (1990) is a fresh-off-the- boat French designer who graduated in 2016 in Eindhoven where he now lives and works. In his quest for a way to create design as spontaneous as possible, he constructed a modified sandblaster. 'With this instrument I'm able to spray a solidifying coat over my constructions, which gives me the freedom to use whatever (scrape) materials I want'.



valerie_objects_designers



— pierric de coster

Pierric De Coster is a Belgian designer and architect residing in Antwerp. He started designing solo in 2017. Since then, De Coster conveys the philosophy of key minimalists such as Maarten Van Severen and Donald Judd. Every object takes him years to design, due to his urge to stylize every detail to the absolute limit. De Coster has already exhibited his work at valerie_traan gallery in Antwerp and Kanal/Centre Pompidou in Brussels.

— studio wieki somers

Studio Wieki Somers was established in 2003 by Wieki Somers and Dylan van den Berg, who both studied at Design Academy Eindhoven in the late 1990s. The studio focusses on providing an enlightened reading of the everyday environment. The studio's oeuvre distinguishes itself by a sensitivity to materials, technological ingenuity and fantasy. The studio works for a great variety of international manufacturers, museums and galleries. It has received numerous awards and its works are part of major museum collections, including the Museum of Modern Art in New York, the Centre Pompidou in Paris, Museum Boijmans Van Beuningen in Rotterdam and the Victoria and Albert Museum in London.



— nendo

Nendo is the alias of japanese designer Oki Sato (1977). from 2002 on, he has grown into being one of the most famous designers of the world today. he won countless of awards from magazines and institutions such as dezeen, wallpaper and maison & objet and his work has been collected by museum of modern art (new york), musée des arts décoratifs (paris), victoria and albert museum (london) and many others. Sato is known to work at four hundred projects at the same time and creates poetic minimalist objects with a humorous twist, often consisting of nothing more than the contours. 'i see outlines everywhere'.



valerie_objects_designers

_authentic
thinking and
creative minds
are at the heart
of the label

designers product overview

all a matter of passionate makers

Since its inception, valerie_objects has put daily objects at the very centre of its philosophy. The main goal: to design everyday tools that spark an unfiltered dose of raw joy, transcending the seemingly random moments into small celebrations of life. Our world is packed with stuff we don't really care about because we don't feel them. valerie_objects rejects this sentiment by creating objects with a soul, offering household items we can connect with and thus can become part of the story our life.

Passionate things are made by passionate designers. For this reason it is adamant for valerie_objects to carefully select spirited designers only. The makers we collaborate with all bare an almost magical passion for their craft and carry the gift of seeing the world from a unique perspective. Solely the objects that are made with true dedication can intertwine in our daily life. We live in a material world, so let's allow materials to speak. Our designers know the way.

atelier 365

furniture
tables, benches, chairs and stools



valerie_objects_designers product overview

big-game

furniture
tables, benches, chairs and stools



destroyers/builders

furniture
side table / seating / shelves

table art
tray



destroyers/builders



glenn sestig

table art
tableware

glenn sestig



valerie_objects_designers product overview



p 375



p 376



p 377



p 378




p 379

valerie_objects_designers product overview

knutson + ballouhey

table art
pepper and salt



p 411

knutson + ballouhey

valerie_objects_designers product overview

valerie_objects_designers product overview

maarten baas

furniture
tables, chairs and stools

table art
cutlery / tableware and glassware / pepper mill



maarten baas



p 400



p 415



p 399



p 398



p 397



p 396



p 395



p 361



p 361



p 361



p 393



p 394



p 360



p 360



p 360



p 359



p 358



p 356



p 356



p 357



p 357



p 358



p 355



p 354



p 354



p 353



p 353



p 116



p 117



p 118




p 121



p 121

maria scarpulla

lighting
wall lamps



p 259

p 259

p 259

p 260

p 260

p 260

muller van severen

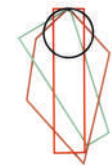
furniture
tables and chairs / seating / shelves

table art
pepper and salt / cutting boards / five circles / trivets

lighting
hanging lamps / ceiling lamps / standing lamps



muller van severen



p 453



p 453



p 444



p 443



p 433




p 419



p 307



p 300



p 301



p 303



p 305



p 306



p 299



p 298



p 297



p 294




p 293



p 243



p 244



p 289



p 290



p 292



p 242



p 241



p 219



p 218



p 217



p 145



p 159



p 161



p 162



p 164

nendo

table art
pepper and salt



p 423



p 423

pierric de coster

lighting
floor lamp



p 315



p 315

studio wieki somers

objects
selfie mirror



valerie_objects_designers product overview

valerie_objects_designers product overview

collections

furniture

48	tables, benches, chairs and stools
50	solid walnut by atelier 365
64	silent by big-game
88	assemble side table by destroyers/builders
96	aligned outdoor by maarten baas
124	wooden tables by muller van severen
148	alu collection indoor & outdoor by muller van severen
168	seating
170	assemble by destroyers/builders
204	rocking chair, solo seat, duo seat by muller van severen
222	shelves
224	etage by destroyers/builders
234	shelf n°1/2/3/4 by muller van severen

atelier 365

big-game

destroyers/builders

glenn sestig

knutson + ballouhey

maarten baas

maria scarpulla

muller van severen

nendo

pierric de coster

studio wieki somers

furniture

**tables,
benches,
chairs and
stools**

tables, benches, chairs and stools

solid walnut by atelier 365

valerie_objects has the honour of working together with Brussels-based designer Laura Greindl of Atelier 365. Fascinated by traditional wood joints, Greindl constructs wooden furniture without any nails or screws. Every joint is cut by hand, using chisels and a Japanese dozuki handsaw for precision. Where many designers try and often fail to create the perfectly simple design piece, Greindl seemingly easily succeeds. Her Solid

Walnut Furniture collection for valerie_objects consists of four basic designs in walnut — a table, a stool and a bench in two sizes — which combine essentiality with timelessness. This is wood in its purest and humblest form.




dining table



valerie_objects_solid walnut

solid walnut
dining table

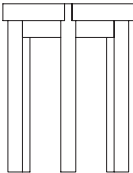


solid walnut
bench S/L
dining table
stool



stool

solid walnut
by atelier 365



solid walnut
dining table
stool



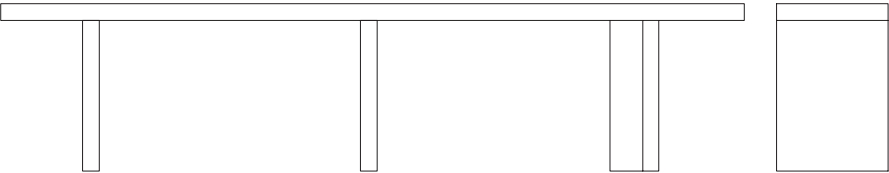
valerie_objects_solid walnut

bench S/L

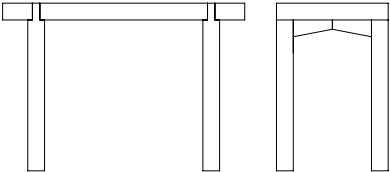


valerie_objects_solid walnut

solid walnut
by atelier 365



solid walnut
bench S
bench L



valerie_objects_solid walnut



solid walnut
by atelier 365

**_this is wood in its
purest form, and will
last a lifetime. __atelier 365**

**solid walnut
bench S/L
dining table
stool**



valerie_objects_solid walnut

tables, benches, chairs and stools

solid walnut by atelier 365

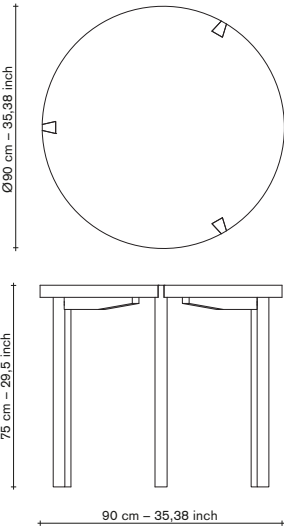
solid walnut —

material:
American walnut solid furniture, glued together. Oiled surface as protection.

maintenance:
To clean solid wood, it is preferable to use a dry paper or cotton cloth. In the case of fluids: clean the wood immediately to prevent damage. If the stain cannot be removed with a dry cloth, then use a damp cloth. Make sure to wipe with the grain, not across it. For heavy stains, such as grease stains, you can use an appropriate soap for wood which you can buy at every local supermarket. When the stain appears to be soaked in deeply, sanding is the only way. Preferably use a rough sponge or sandpaper with grain 150 and make sure the wood is perfectly dry. Always sand with the grain. It is recommended to oil the wood after sanding.

packaging:
Normal packaging

dining table



solid walnut dining table



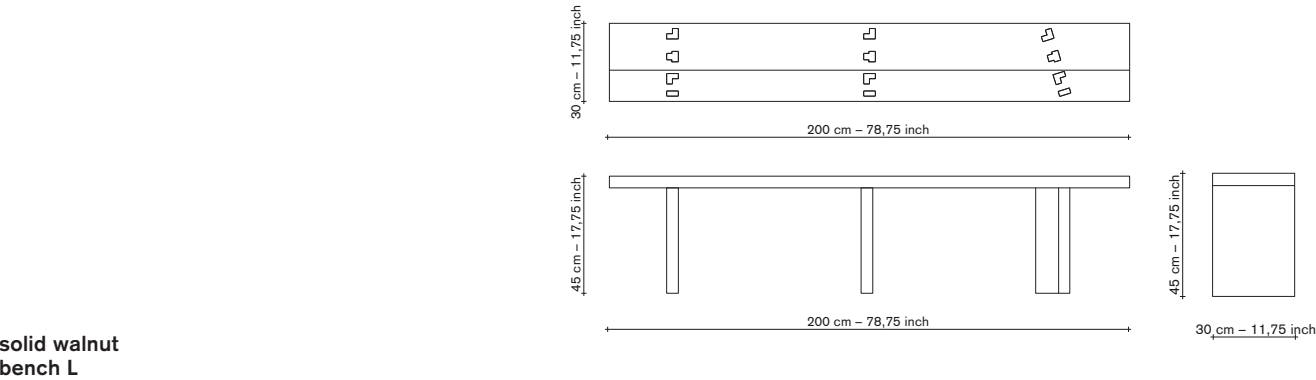
finishing / colours

V9022120

● brown

bench S/L

solid walnut
bench S



finishing / colours

V9022122 ● brown

stool

solid walnut
stool



finishing / colours

V9022121 ● brown



tables, benches, chairs and stools


silent by big-game

With Silent, the established Swiss design studio BIG-GAME offers sublimely clean design without any visual noise. It all started in 2021 with a chair for which BIG-GAME used the archetypical church chair as a starting point. It touched a nerve within the design community. That is why valerie_objects now adds tables and benches to create a full collection with a unifying style. The tables are available in two convenient

sizes, 240cm and 170cm. The bench offers 120cm of efficient seating space. There's also a 35cm stool available. Silent comes in both subdued colors as coal and chalk, as well as vibrant hues: grass, sun and clay. With these colors we believe that Silent can become a versatile tool to furnish various spaces, from a living room to communal work space.



dining table S/M



silent
dining table M grass
dining table S clay
dining table S coal
bench chalk
armchair chalk
armchair grass



silent
by big-game



silent
dining table S clay
dining table L chalk
bench chalk
bench clay
stool clay
armchair chalk



chair



valerie_objects_silent

armchair


silent
by big-game



2
different
types of
chairs,
in 5
different
colours

valerie_objects_silent

silent
chair coal
chair sun
armchair grass
chair clay
chair chalk
armchair grass



bench



valerie_objects_silent



_we want
to provide
objects
that evoke
silence.__big-game

stool

silent
by big-game



- silent
- bench clay
- stool clay
- dining table S chalk
- stool sun
- stool chalk







silent
 dining table L chalk
 chair sun
 bench clay
 stool chalk
 chair coal
 stool grass
 armchair grass
 armchair chalk

silent
 by big-game



silent
 chair coal
 dining table S coal
 stool clay
 armchair grass
 stool chalk

valerie_objects_silent

**_creating a design
 chair that ‘can’t be
 any more clean’.**__big-game



silent
by big-game

silent
armchair coal
chair clay
chair grass
armchair chalk
chair sun
dining table S chalk
bench clay
armchair grass
chair sun



valerie_objects_silent

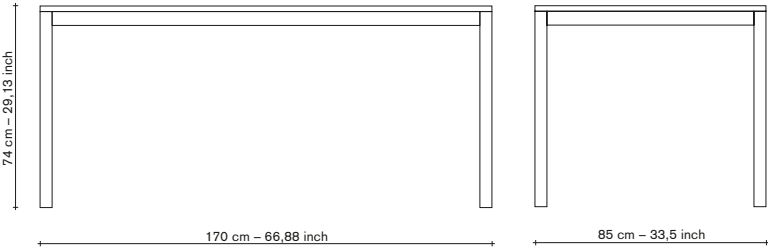
tables, benches, chairs and stools

silent by big-game




silent —

material: Solid ashwood (mixed fsc 70% european origin) coated with waterbased paint.	maintenance: Stain removal use only microfibre cloths. It is recommended to immediately wipe off stains and dirt with a dry or damp cloth. Fruit, ink or felt tip pen stains should be removed immediately, before they have a chance to impact the surface. If a damp cloth is not sufficient for the stain removal, a mild soap sud can be useful. In no case, aggressive detergents or scouring agents should be used.	packaging: Normal packaging, tables flat packaging
--	---	---

dining table S

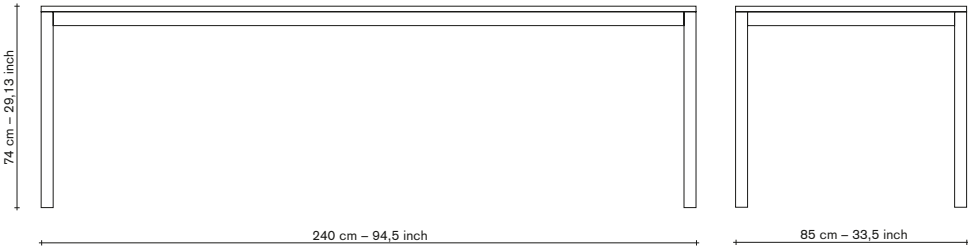


silent
dining table S

	V9022200	finishing / colours ● coal
	V9022201	finishing / colours ● chalk
	V9022202	finishing / colours ● clay

dining table M

silent dining table M



V9022203

finishing / colours
● grass



V9022204

finishing / colours
● coal

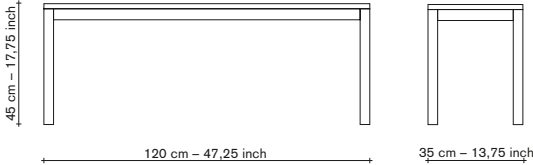


V9022205

finishing / colours
● chalk

bench

silent bench



V9022206

finishing / colours
● sun



V9022207

finishing / colours
● grass



V9022208

finishing / colours
● coal



V9022209

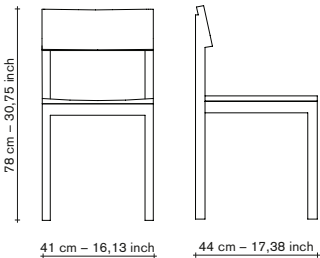
finishing / colours
● chalk



V9022210

finishing / colours
● clay

chair



silent chair



V9021210

finishing / colours
● sun



V9021211

finishing / colours
● grass



V9021212

finishing / colours
● coal



V9021213

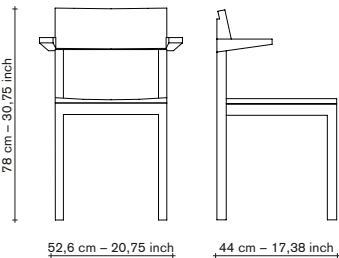
finishing / colours
● chalk



V9021214

finishing / colours
● clay

armchair



silent armchair



V9021200

finishing / colours
● sun



V9021201

finishing / colours
● grass



V9021202

finishing / colours
● coal



V9021203

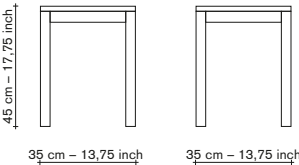
finishing / colours
● chalk



V9021204

finishing / colours
● clay

stool



silent stool



V9022211

finishing / colours
● sun



V9022212

finishing / colours
● grass



V9022213

finishing / colours
● coal



V9022214

finishing / colours
● chalk



V9022215

finishing / colours
● clay



tables, benches, chairs and stools

assemble side table by destroyers/ builders

The Assemble accessories provoke the same hot and cold juxtaposition. The brushed aluminium of the side tables being the cold against the warm backdrop of soft and rounded cushions of the assemble sofa.



side table

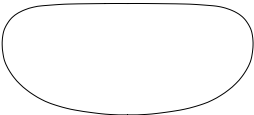



assemble
side table aluminium
corner seat sevo grey
deco cushion 3 sevo rust
etage shelf brass

**_i zoom in on
the elements
that most
architects try
to keep out of
sight.**—destroyers/
builders



assemble
by destroyers/builders



assemble
ottoman gijon grey
corner seat gijon grey
2 seat sofa gijon grey
deco cushion 3 sevo rust



assemble side table by destroyers/ builders

assemble
side table —

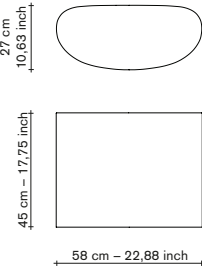
material:
Natural aluminium,
manually brushed
aluminium, protected
with beeswax. showing
the beauty of aluminium.

maintenance:
Stain removal: for quick
removal of contaminants
on aluminium surfaces,
apply a glass cleaner
with a clean, soft cloth
and subsequently wipe
the surface dry with a
soft cloth. Always clean
metal surfaces gently
and without scrubbing so
that the surface is not
scratched. Never use
cleaners containing
granular substances,
acetic acid or citric acid.

packaging:
Normal packaging

side table

assemble
side table



finishing / colours

V9020411

● aluminum



tables, benches, chairs and stools

aligned outdoor by maarten baas

After creating a myriad of tableware for valerie_ objects, Maarten Baas has designed a collection of outdoor chairs and a table. 'The starting point was to make a fully functional design piece that looks like it has been sketched by hand', Baas states. He redefined the typical outdoor furniture consisting of metal

frames and wooden slats by sketching the slats with a pencil on paper and then meticulously recreating them in real life. The result is very Maarten Baas: design that seems to be drawn by a child.

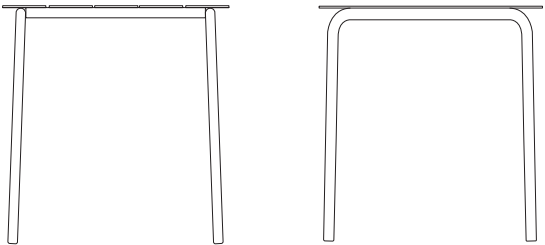


dining table
S/L

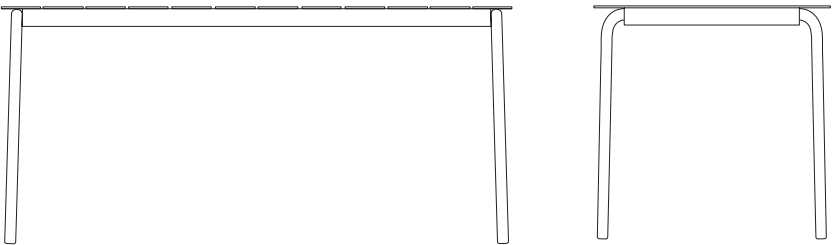
aligned outdoor
by maarten baas



valerie_objects_aligned outdoor



aligned outdoor
table S off-white
stool off-white
table L yellow
chair yellow

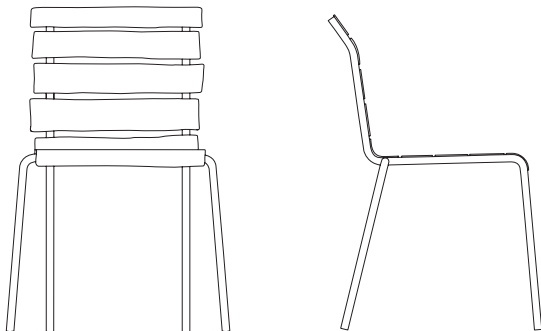


chair



valerie_objects_aligned outdoor

aligned outdoor
chair off-white
table S off-white
chair black
table S black



102

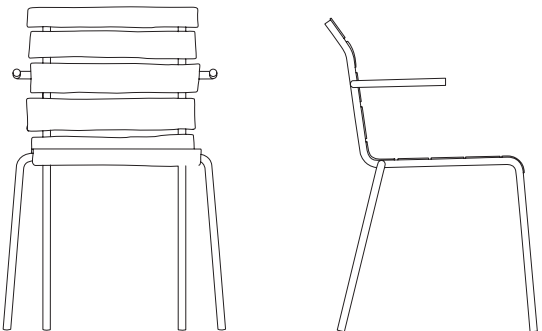
3
different
colours:
off-white,
black and
yellow

armchair

aligned outdoor
by maarten baas



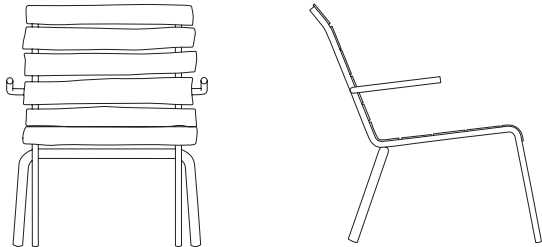
aligned outdoor
armchair yellow
armchair off-white
table S black



103

lounge chair

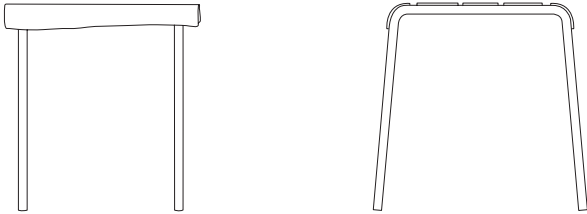
aligned outdoor
lounge chair yellow
lounge chair off-white



valerie_objects_aligned outdoor

stool

aligned outdoor
by maarten baas



aligned outdoor
armchair off-white
chair off-white
armchair black
table L black
stool black
stool off-white

valerie_objects_aligned outdoor



aligned outdoor
table L off-white
stool off-white
chair off-white
armchair off-white



aligned outdoor
by maarten baas

**_the starting
point was to
make a fully
functional
design piece
that looks
like it has
been sketched
by hand.**__maarten
baas

aligned outdoor
armchair off-white
chair yellow
chair off-white
armchair black
chair off-white







aligned outdoor
chair yellow
table S yellow



aligned outdoor
chair yellow
chair off-white
stool off-white
armchair off-white
table L off-white

aligned outdoor by maarten baas

aligned outdoor —

material:

Aluminium, powder coated finish.
Chairs are stackable.

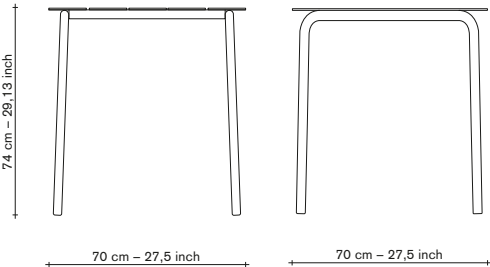
maintenance:

Use a soft, damp microfiber cloth + mild cleaning products.




packaging:

Normal packaging

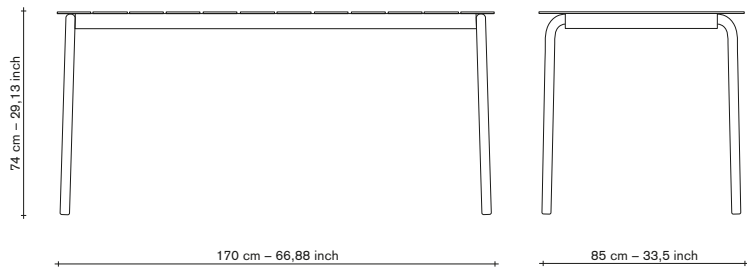
dining table S



aligned
dining table S

	V9021320	<div>finishing / colours</div> <div><div></div> off-white</div>
	V9021321	<div>finishing / colours</div> <div><div></div> black</div>
	V9021322	<div>finishing / colours</div> <div><div></div> yellow</div>

dining table L



aligned
dining table L



V9021323

finishing / colours
○ off-white



V9021324

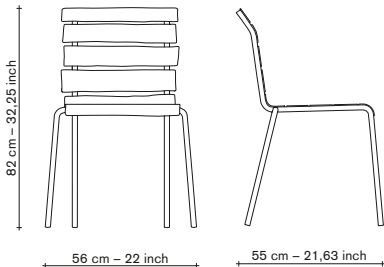
finishing / colours
● black



V9021325

finishing / colours
● yellow

chair



aligned
chair



V9021326

finishing / colours
○ off-white



V9021327

finishing / colours
● black

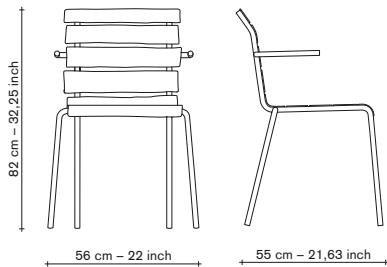


V9021328

finishing / colours
● yellow

armchair

aligned
armchair



V9021329

finishing / colours
○ off-white



V9021330

finishing / colours
● black

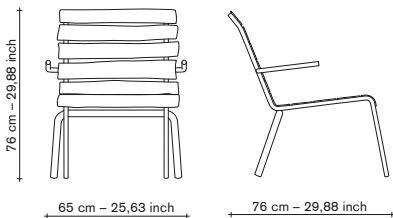


V9021331

finishing / colours
● yellow

lounge chair

aligned
lounge chair



V9021335

finishing / colours
○ off-white



V9021336

finishing / colours
● black

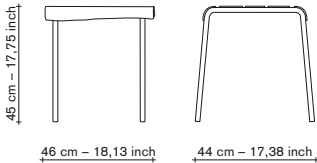


V9021337

finishing / colours
● yellow

stool

aligned
stool



V9021332

finishing / colours
☐ off-white



V9021333

finishing / colours
☒ black



V9021334

finishing / colours
☐ yellow

cushions

aligned outdoor by maarten baas

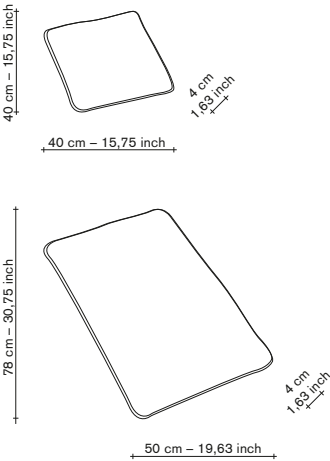
aligned outdoor —

material:
83% polypropyleen 17% polyester
martindale (ISO 12947-2): 30.000 cycli
lightfastness (ISO 105-B02): 7/8
— **stuffing:** aquaflakes + dacron

maintenance:
We recommend
washing at maximum 40
degrees. let dry at low
temperature and iron at
maximum 110 degrees.
avoid the use of acidic
detergents or bleachers.

packaging:
Normal packaging

cushion



aligned
cushion



V9022216

finishing / colours
● grey



V9022217

finishing / colours
● grey



V9022218

finishing / colours
● black



V9022219

finishing / colours
● black



tables, benches, chairs and stools

wooden table by muller van severen

For the fifth anniversary of *valerie_objects*, Muller Van Severen surprise the world with a creation we thought would never leave their studio: a wooden piece of furniture. It is no secret that Fien Muller and Hannes Van Severen have always put wood aside to let other, less usual materials steal the shine, such as polyethylene, enamel and lacquer. Yet the time is ripe. The new items are a nod to the nineties refectory tables still seen in schools.

The frame and the legs of the table consist of rounded steel tubes. The wooden top is available in four different wood types: a light birch, a classic oak, a stylish walnut and a darker cherry. Three different shapes are available: a simple round, a refectory-rectangular one and a straight version with rounded corners. Although it's the first time that Muller Van Severen apply wood in their design, their signature playful style remains untouched.



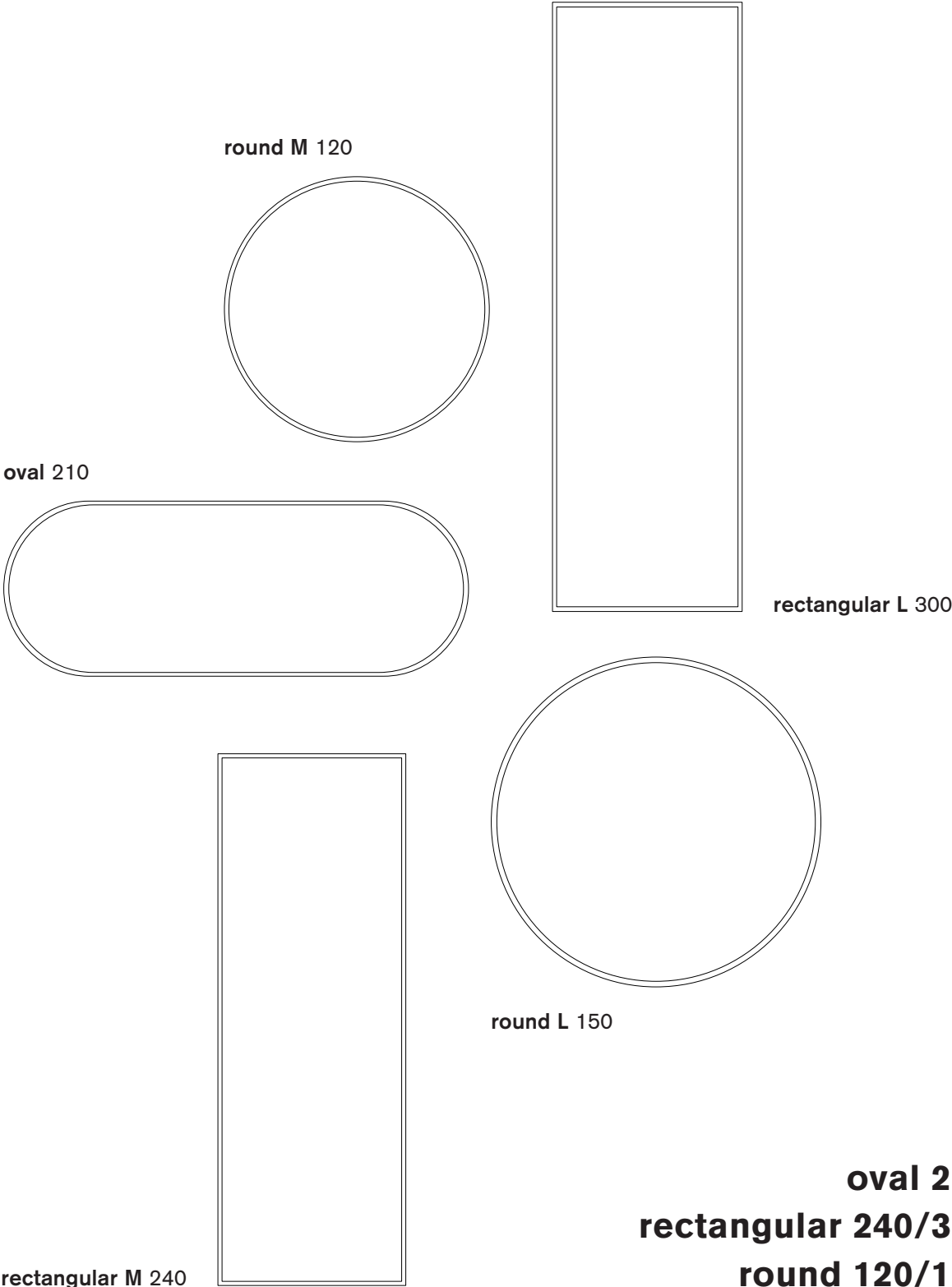
wooden
table



valerie_objects_wooden tables

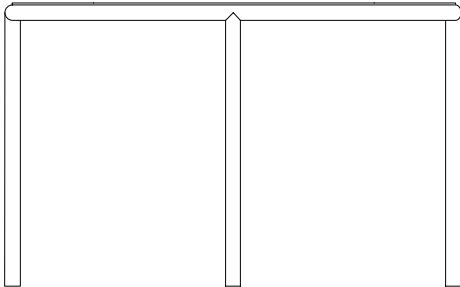
wooden tables
rectangular
table M red
round table S red

wooden tables
by muller van severen



round
table M/L

wooden tables
round table M green
round table L ivory

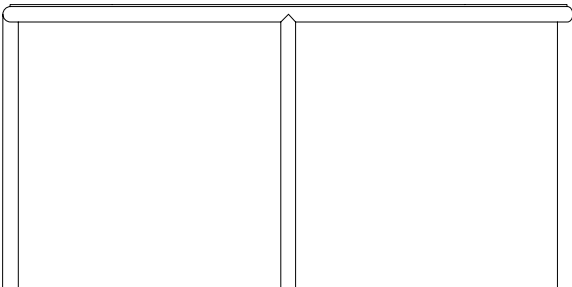


valerie_objects_wooden tables

wooden tables
by muller van severen



valerie_objects_wooden tables



oval
table

valerie_objects_wooden tables

wooden tables
oval table green
oval table black



132

wooden tables
by muller van severen

wooden tables
oval table ivory
oval table black



valerie_objects_wooden tables



133

rectangular
table M/L



wooden tables
rectangular table M green



wooden tables
by muller van severen

wooden tables
rectangular table L black





wooden tables
by muller van severen

**_colour defines
the character of
an object.** —muller
van severen



wooden tables
round table M ivory
round table L ivory
oval table ivory
rectangular table M ivory



wooden tables
by muller van severen



wooden tables
round table S red
oval table black
round table L ivory

tables, benches, chairs and stools

wooden tables by muller van severen

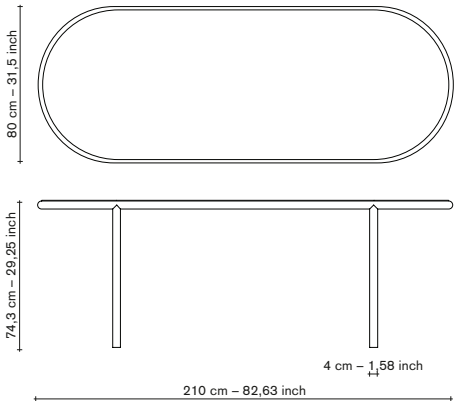
wooden tables —

material:
Steel tube frame
diameter 40mm rolled
and welded. 18mm birch
plywood with top veneer.
The top consists of 70%
PEFC certified materials.
Coated in matt natural
lacquer varnish / UV
resistant.

maintenance:
Steel: Powder-coated surfaces should be cleaned
with aqueous solutions made from pH-neutral (pH
5-8) detergents or cleaning products and soft, non-
abrasive cloths, rags or industrial cotton batting.
Always clean metal surfaces gently and without
scrubbing so that the surface is not scratched. Never
use cleaners containing granular substances, acetic
acid or citric acid.Wood: To avoid scratches, clean
with microfiber cloth + water.

packaging:
The tabletop and frame
are packed separately
and delivered as two
parts: the tabletop is to
be assembled by the
customer.

oval table



wooden tables
oval table



V9020750

finishing / colours

- green - frame
- oak - table top



V9020754

finishing / colours

- ivory - frame
- oak - table top



V9020758

finishing / colours

- red - frame
- oak - table top

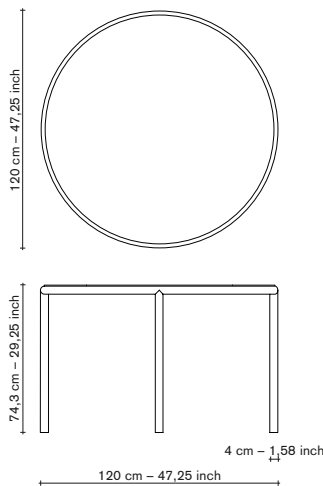


V9020762





finishing / colours

- black - frame
- oak - table top

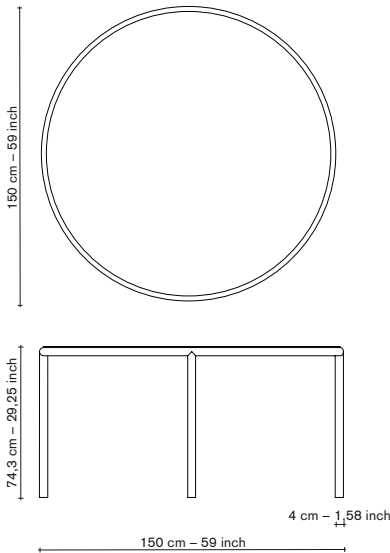
round table M



wooden tables
round table M

	V9020702	finishing / colours <ul style="list-style-type: none"> green - frame oak - table top
	V9020706	finishing / colours <ul style="list-style-type: none"> ivory - frame oak - table top
	V9020710	finishing / colours <ul style="list-style-type: none"> red - frame oak - table top
	V9020714	finishing / colours <ul style="list-style-type: none"> black - frame oak - table top

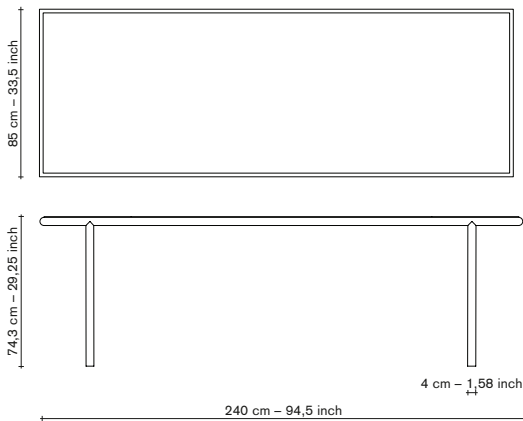
round table L



wooden tables
round table L

	V9020718	finishing / colours <ul style="list-style-type: none"> green - frame oak - table top
	V9020722	finishing / colours <ul style="list-style-type: none"> ivory - frame oak - table top
	V9020726	finishing / colours <ul style="list-style-type: none"> red- frame oak - table top
	V9020730	finishing / colours <ul style="list-style-type: none"> black - frame oak - table top

rectangular table M



wooden tables
rectangular table M



V9020734

- finishing / colours
- green - frame
 - oak - table top



V9020738

- finishing / colours
- ivory - frame
 - oak - table top



V9020742

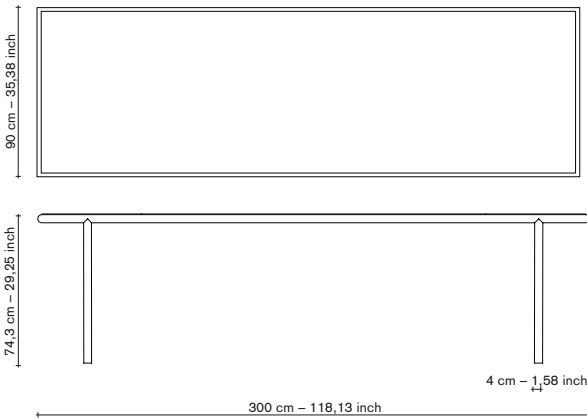
- finishing / colours
- red - frame
 - oak - table top



V9020746

- finishing / colours
- black - frame
 - oak - table top

rectangular table L



wooden tables
rectangular table L



V9020764

- finishing / colours
- black - frame
 - oak - table top



tables, benches, chairs and stools

alu collection indoor & outdoor by muller van severen

The renowned design couple Muller Van Severen designed their alu chair back in 2015 as an outdoor chair for Anne Holtrop's Bahrain pavilion at the World Expo in Milan. Since then, it has become one of the favourite models for architects and design fans with a heart for playful minimalism. Although it is originally conceived as an outdoor chair, many have already given it a place inside their homes. The success of this chair is credited

to its light weight and its typical Muller Van Severen signature. The carefully selected colours are applied with a UV-protective lacquer, in order to maintain their brightness. The uncoated aluminum frame shines wonderfully in the sun.

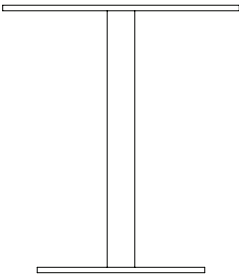


round
table S



valerie_objects_alu collection

alu collection
round table S aluminium



alu collection
by muller van severen



alu collection
round table S aluminium
alu chair ivory_ivory
alu chair white_white
alu chair ivory_white
alu chair white_ivory

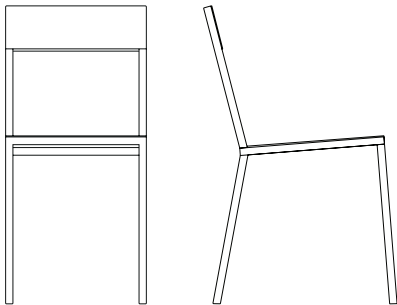
**_just like all our objects,
it is designed to last at least
a lifetime or more.** —muller
van severen

alu chair

- alu collection
- alu chair ivory_ivory
- alu chair white_white
- alu chair ivory_white
- alu chair white_ivory
- alu chair green_white
- alu chair blue_green
- round table S aluminium



valerie_objects_alu collection



**_with these chairs you can
create a very playful or a more
sober space, depending on what
palette you chose.**

—muller
van severen

alu collection
alu chairs



alu collection
alu chair white_yellow

alu collection
by muller van severen



alu collection
alu chair ivory_ivory
alu chair white_white
alu chair ivory_white
alu chair white_ivory

valerie_objects_alu collection



valerie_objects_alu collection



alu collection
by muller van severen



alu collection
alu chairs

**_you can actually create
a landscape of colors
with these chairs.**__muller
van severen

tables, benches, chairs and stools

alu collection

indoor & outdoor

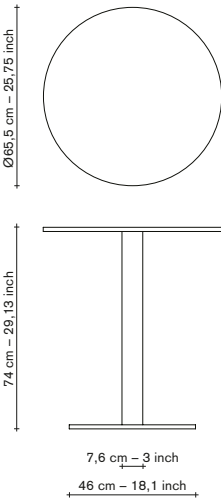
by muller

van severen

alu round table S —

- material:**
Manually brushed aluminium, protected with beeswax.
- maintenance:**
Use a soft, damp cloth to clean. This natural protection of beeswax needs to be done regularly to be outdoor protected.
- packaging:**
Normal packaging

round table S



round table S



finishing / colours

V9016034A ● aluminium

tables, benches, chairs and stools

alu collection

indoor & outdoor

by muller

van severen

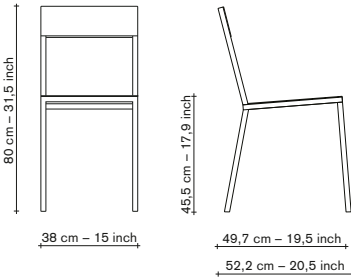
alu chair —

material:
Manually brushed aluminium frame in square tubes, V9021002/003 have powder coated finish
Seat and back in aluminium sheets, V9021001/002/003 oak wood seat and back.

maintenance:
Use a soft, damp cloth to clean. No detergents.
V9021001/002/003 indoor use only.

packaging:
Normal packaging

chair



alu chair
wood



finishing / colours

- aluminium - frame
- oak - seat
- oak - back

V9021001



finishing / colours

- green - frame
- oak - seat
- oak - back

V9021002



finishing / colours

- off-white - frame
- oak - seat
- oak - back

V9021003

chair

alu chair
aluminium

	V9016035A	<div>finishing / colours</div> <div><div></div> aluminium - frame</div> <div><div></div> yellow - seat</div> <div><div></div> pink - back</div>
--	-----------	---





chair

alu chair
aluminium

	V9016035F	<div>finishing / colours</div> <div><div></div> aluminium - frame</div> <div><div></div> burgundy - seat</div> <div><div></div> pink - back</div>
--	-----------	---

chair

alu chair
aluminium

	V9016035G	finishing / colours <ul style="list-style-type: none">● aluminium - frame○ white - seat● ivory - back
	V9016035O	finishing / colours <ul style="list-style-type: none">● aluminium - frame○ white - seat○ white - back
	V9016035P	finishing / colours <ul style="list-style-type: none">● aluminium - frame● ivory - seat● ivory - back
	V9016035Q	finishing / colours <ul style="list-style-type: none">● aluminium - frame● ivory - seat○ white - back



atelier 365

big-game

destroyers/builders

glenn sestig

knutson + ballouhey

maarten baas

maria scarpulla

muller van severen

nendo

pierric de coster

studio wieki somers

furniture

seating

seating

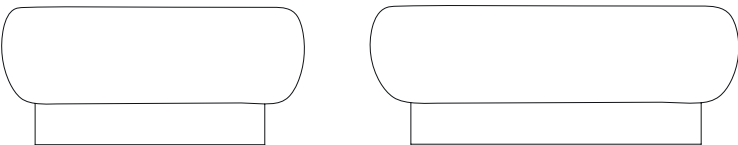
assemble by destroyers/ builders

The Assemble sofa designed by destroyers/builders encourages exactly what its name suggests: to assemble your own sofa. The asymmetrical cushions are assembled into different sofa-elements. There are single seaters to choose from, two-seaters, corner elements, poufs and side tables to play around with. This sofa was developed to be neither too firm, nor very soft. "This universal fit was a very important feature in

my design process", says Linde Freya Tangelder, the woman behind destroyers/builders. Form-wise the ASSEMBLE was inspired by weathered pebble stones, by ground glass or the remains of a washed little soap. That rounded silhouette of the sofa shares the same language of some of Tangelder's previous designs.



ottoman



valerie_objects_assemble

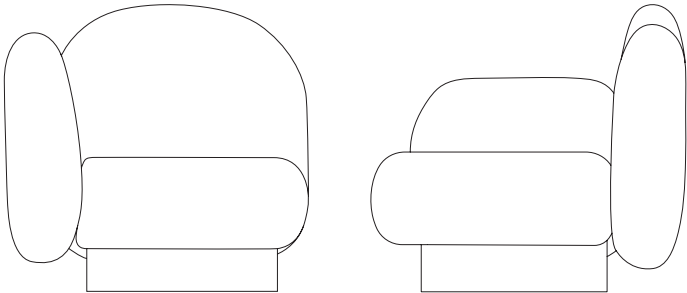
assemble
ottoman gijon grey
corner seat gijon grey
1 seat sofa gijon grey

corner seat

assemble
by destroyers/builders



assemble
corner seat sevo grey
deco cushion 1 sevo rust



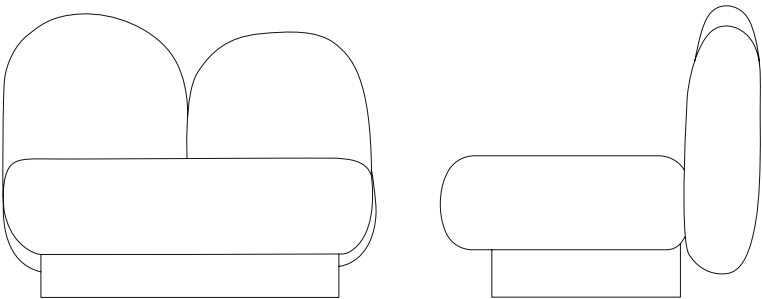
1 seat sofa



valerie_objects_assemble

assemble
by destroyers/builders

- assemble
- 2 seat sofa sevo grey
- corner seat sevo grey
- 1 seat sofa sevo grey
- ottoman sevo grey
- deco cushion 2 sevo rust
- deco cushion 3 sevo rust

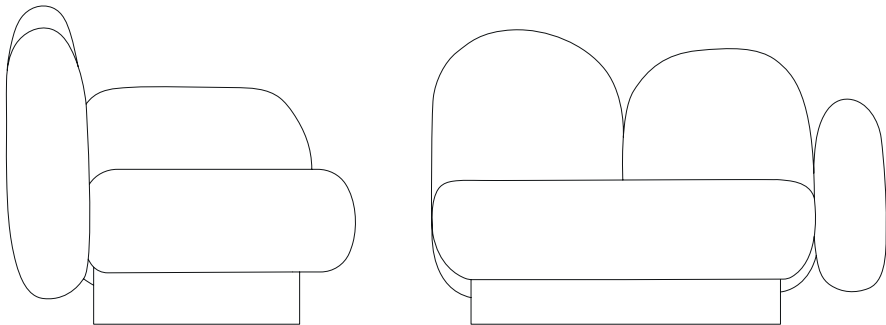


- assemble
- 1 seat sofa gijon grey
- ottoman gijon grey

1 seat sofa
1 armrest



assemble
corner seat sevo grey
1 seat sofa sevo grey
side table aluminium




178

1 seat sofa
2 armrests

assemble
by destroyers/builders



assemble
1 seat sofa sevo grey



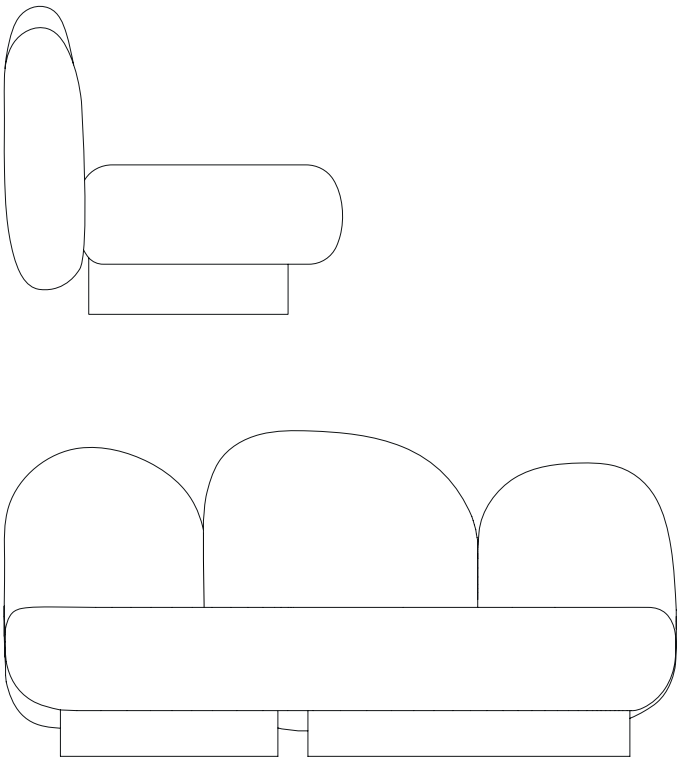
179

2 seat sofa

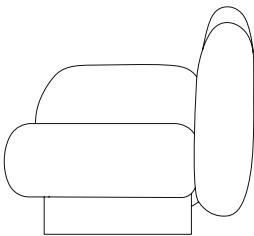
assemble
by destroyers/builders



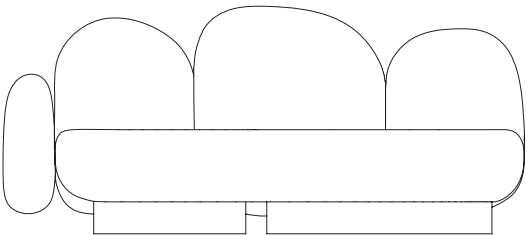
assemble
2 seat sevo grey
ottoman sevo grey
deco cushion 3 gijon grey
alu tray



2 seat sofa
1 armrest

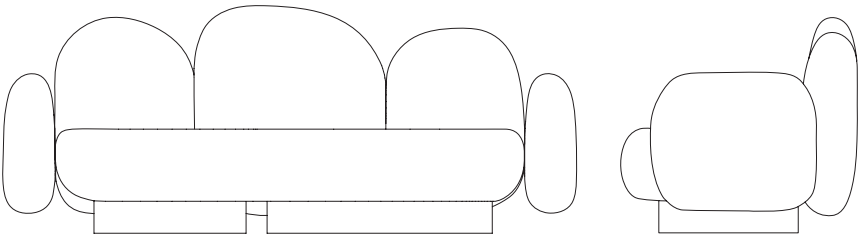


assemble
2 seat sofa sevo grey



2 seat sofa
2 armrests

assemble
by destroyers/builders



assemble
2 seat gijon grey



assemble
corner seat gijon green
ottoman gijon green
side table aluminium

**_i wanted
this sofa to
be accessible
for a broad
range of people.
This universal
fit was a
very important
feature in
my design
process.**—destroyers/
builders



assemble by destroyers/ builders

assemble —

material:

- **internal frame:** wood combined with plywood
- **base:** wood covered in natural aluminium, manually grinded showing the beauty of the aluminium
- **foam:** polyurethane foam, polyester fiber cover
- **covers:**
 - gijon:** cotton, viscose, linen
Martindale: 20000 cycles
 - bangar:** wool, linen, viscose, cotton
Martindale: 50000 rubs
 - sevo:** wool, linen, viscose, cotton
Martindale: 25000 cycles

maintenance:

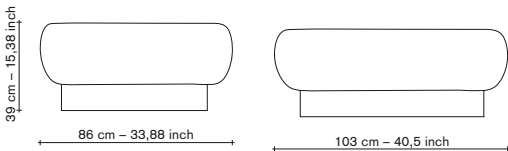
Professional cleaning onl, covers cannot be removed.

packaging:

Normal packaging

ottoman

assemble
ottoman



finishing / colours

V9020364

gijon grey



finishing / colours

V9020365

gijon sand



finishing / colours

V9020407

gijon green



finishing / colours

V9020366

bangar sand



finishing / colours

V9020367

sevo grey



finishing / colours

V9020368

sevo rust

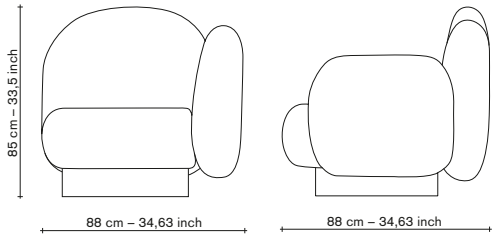


finishing / colours








V9020369

senales grey

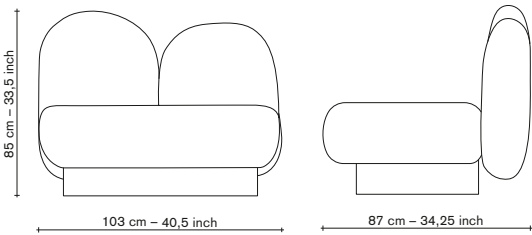
corner seat










assemble
corner seat

	V9020310	finishing / colours ● gijon grey
	V9020311	finishing / colours ● gijon sand
	V9020398	finishing / colours ● gijon green
	V9020312	finishing / colours ● bangar sand
	V9020313	finishing / colours ● sevo grey
	V9020314	finishing / colours ● sevo rust
	V9020315	finishing / colours ● senales grey

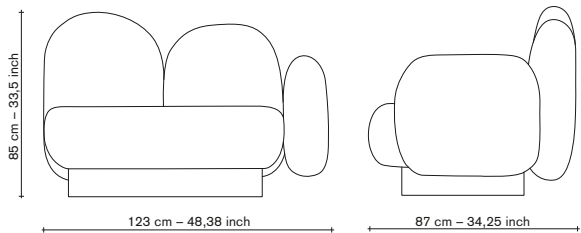
1 seat sofa



assemble
1 seat sofa

	V9020334	finishing / colours ● gijon grey
	V9020335	finishing / colours ● gijon sand
	V9020402	finishing / colours ● gijon green
	V9020336	finishing / colours ● bangar sand
	V9020337	finishing / colours ● sevo grey
	V9020338	finishing / colours ● sevo rust
	V9020339	finishing / colours ● senales grey

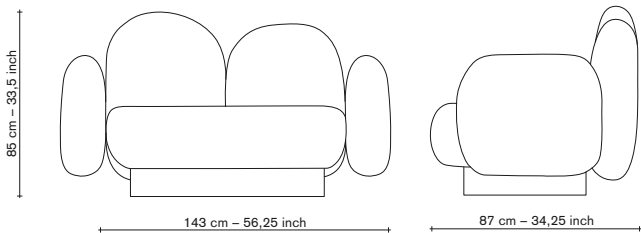
1 seat sofa with 1 armrest



assemble
1 seat sofa with 1 armrest

	finishing / colours	
	left	V9020328 gijon grey
	right	V9020322 gijon grey
	finishing / colours	
	left	V9020329 gijon sand
	right	V9020323 gijon sand
	finishing / colours	
	left	V9020401 gijon green
	right	V9020400 gijon green
	finishing / colours	
	left	V9020330 bangar sand
	right	V9020324 bangar sand
	finishing / colours	
	left	V9020331 sevo grey
	right	V9020325 sevo grey
	finishing / colours	
	left	V9020332 sevo rust
	right	V9020326 sevo rust
	finishing / colours	
	left	V9020333 senales grey
	right	V9020327 senales grey

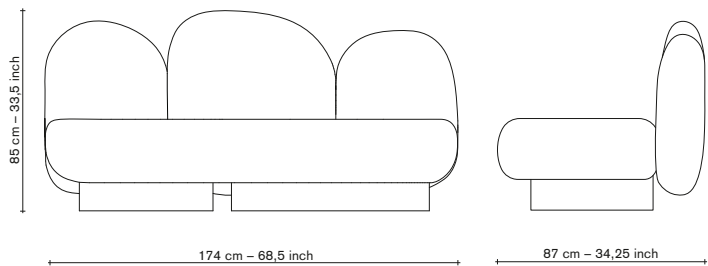
1 seat sofa with 2 armrests



assemble
1 seat sofa with 2 armrests

	finishing / colours	
	V9020316	gijon grey
	finishing / colours	
	V9020317	gijon sand
	finishing / colours	
	V9020399	gijon green
	finishing / colours	
	V9020318	bangar sand
	finishing / colours	
	V9020319	sevo grey
	finishing / colours	
	V9020320	sevo rust
	finishing / colours	
	V9020321	senales grey

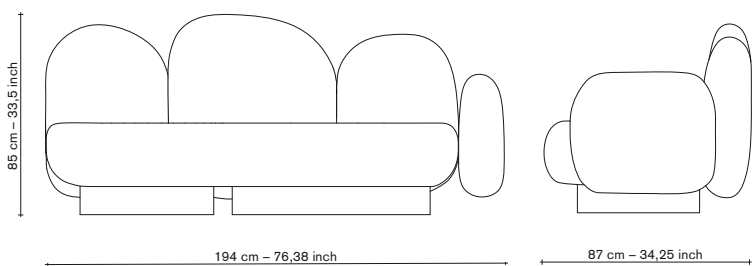
2 seat sofa



assemble
2 seat sofa

	V9020358	finishing / colours ● gijon grey
	V9020359	finishing / colours ● gijon sand
	V9020406	finishing / colours ● gijon green
	V9020360	finishing / colours ● bangar sand
	V9020361	finishing / colours ● sevo grey
	V9020362	finishing / colours ● sevo rust
	V9020363	finishing / colours ● senales grey

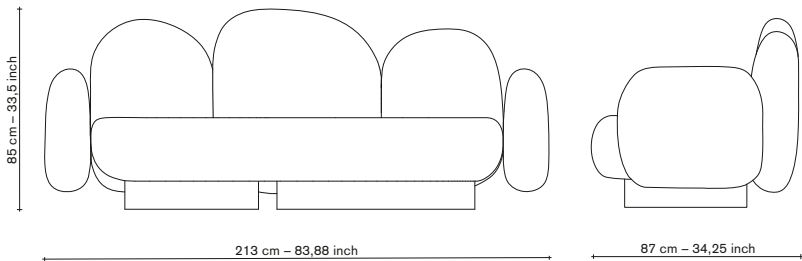
2 seat sofa with
1 armrest



assemble
2 seat sofa with 1 armrest

	<div>left V9020352</div> <div>right V9020346</div>	finishing / colours ● gijon grey ● gijon grey
	<div>left V9020353</div> <div>right V9020347</div>	finishing / colours ● gijon sand ● gijon sand
	<div>left V9020405</div> <div>right V9020404</div>	finishing / colours ● gijon green ● gijon green
	<div>left V9020354</div> <div>right V9020348</div>	finishing / colours ● bangar sand ● bangar sand
	<div>left V9020355</div> <div>right V9020349</div>	finishing / colours ● sevo grey ● sevo grey
	<div>left V9020356</div> <div>right V9020350</div>	finishing / colours ● sevo rust ● sevo rust
	<div>left V9020357</div> <div>right V9020351</div>	finishing / colours ● senales grey ● senales grey

2 seat sofa with 2 armrests



assemble
2 seat with 2 armrests



V9020340

finishing / colours
gijon grey



V9020341

finishing / colours
gijon sand



V9020403

finishing / colours
gijon green



V9020342

finishing / colours
bangar sand



V9020343

finishing / colours
sevo grey



V9020344

finishing / colours
sevo rust



V9020345

finishing / colours
senales grey

assemble by destroyers / builders

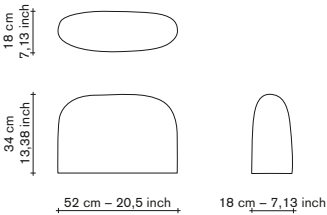
assemble deco cushion —

material:
— **foam:** polyurethane foam, polyester fiber cover
— **covers:**
senales: cotton, nylon/polyamide
Martindale: 40000 cycles
sevo: wool, linen, viscose, cotton
Martindale: 25000 cycles
gijon: cotton, viscose, linen
Martindale: 20000 cycles
bangar: wool felt, linen, viscose, cotton
Martindale: 50000 rubs
leather: 100% leather

maintenance:
Professional cleaning
only, covers can be
removed, slight colour
variations possible.

packaging:
Normal packaging

deco cushion



assemble
deco cushion 1



V9020370

finishing / colours
● gijon grey



V9020371

finishing / colours
● gijon sand



V9020408

finishing / colours
● gijon green



V9020372

finishing / colours
● bangar sand








V9020375

finishing / colours
● senales grey






deco cushion

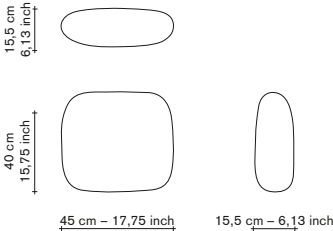
assemble
deco cushion 1

	V9020373	finishing / colours ● sevo grey
	V9020374	finishing / colours ● sevo rust
	V9020376	finishing / colours ● colorado brick
	V9020377	finishing / colours ● colorado liver
	V9020378	finishing / colours ● verve goat

deco cushion






assemble
deco cushion 2

	V9020379	finishing / colours ● gijon grey
	V9020380	finishing / colours ● gijon sand
	V9020409	finishing / colours ● gijon green
	V9020381	finishing / colours ● bangar sand
	V9020384	finishing / colours ● senales grey






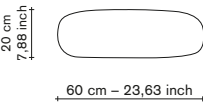



deco cushion

assemble
deco cushion 2

	V9020382	<div>finishing / colours</div> <div><div></div>sevo grey</div>
	V9020383	<div>finishing / colours</div> <div><div></div>sevo rust</div>
	V9020385	<div>finishing / colours</div> <div><div></div>colorado brick</div>
	V9020386	<div>finishing / colours</div> <div><div></div>colorado liver</div>
	V9020387	<div>finishing / colours</div> <div><div></div>verve goat</div>




deco cushion

assemble
deco cushion 3

	V9020388	<div>finishing / colours</div> <div><div></div>gijon grey</div>	
	V9020389	<div>finishing / colours</div> <div><div></div>gijon sand</div>	
	V9020410	<div>finishing / colours</div> <div><div></div>gijon green</div>	
	V9020390	<div>finishing / colours</div> <div><div></div>bangar sand</div>	
	V9020393	<div>finishing / colours</div> <div><div></div>senales grey</div>	

deco cushion

assemble
deco cushion 3

	V9020391	<div><div></div>sevo grey</div>
	V9020392	<div><div></div>sevo rust</div>
	V9020394	<div><div></div>colorado brick</div>
	V9020395	<div><div></div>colorado liver</div>
	V9020396	<div><div></div>verve goat</div>



seating

rocking chair, solo seat, duo seat by muller van severen

Just like other Muller Van Severen furniture, it is the visual lightness that makes these seats so appealing. The background behind the furniture remains visible and continues to play a role in the aesthetics of the living space. "We don't like covering up the room with furniture." Hannes Van Severen says. Visual clarity above all.



rocking chair
leather

valerie_objects_rocking chair



seating
rocking chair green_leather
rocking chair red_leather
rocking chair brass_leather

rocking chair, solo seat, duo seat
by muller van severen

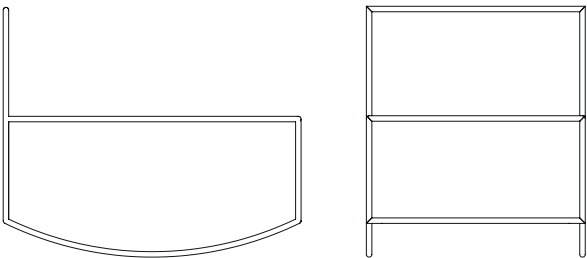


valerie_objects_rocking chair

rocking chair
linen

valerie_objects_rocking chair

seating
rocking chair white_red
rocking chair brass_pink



rocking chair



rocking chair, solo seat, duo seat
by muller van severen

**_that's what
design should
do: tie the room
together to
create one story:
the tale of the
owner.** _muller
van severen

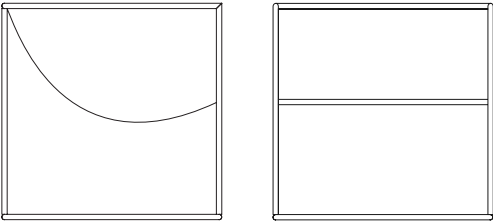
seating
rocking chair white_red
rocking chair brass_pink
rocking chair mustard_yellow
rocking chair green_leather



seating
rocking chair mustard_yellow
rocking chair green_leather



solo seat
leather



rocking chair, solo seat, duo seat
by muller van severen



valerie_objects_solo seat

valerie_objects_solo seat


seating
solo seat white_leather
solo seat red_leather



duo seat
linen



seating
duo seat red_pink
duo seat blue_green



rocking chair, solo seat, duo seat by muller van severen

rocking chair, solo seat, duo seat —

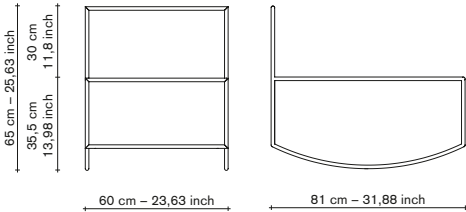
material:
— **rocking chair**
Frame in steel, powder coated finish or brass
Fabric is 100% linen or 100% natural leather
— **solo seat**
Frame in steel, powder coated finish
100% natural leather
— **duo seat**
Frame in steel, powder coated finish
Fabric is 100% linen

maintenance:
Powder-coated surfaces should be cleaned with aqueous solutions made from pH-neutral (pH 5-8) detergents or cleaning products and soft, non-abrasive cloths, rags or industrial cotton batting. Always clean metal surfaces gently and without scrubbing so that the surface is not scratched. Never use cleaners containing granular substances, acetic acid or citric acid.

The leather is tanned in traditional methods to maintain its natural colour and soft feel. Over time the leather will acquire a patina and may also darken due to UV-light.

packaging:
Normal packaging

rocking chair



rocking chair



V9015018

- finishing / colours**
- green - frame
 - leather - seat



V9018019

- finishing / colours**
- brass - frame
 - leather - seat



V9018020

- finishing / colours**
- red - frame
 - leather - seat



V9015019

- finishing / colours**
- white - frame
 - red - seat



V9015020

- finishing / colours**
- mustard - frame
 - yellow - seat



V9015021

- finishing / colours**
- brass - frame
 - pink - seat

solo seat



solo seat



V9018021

finishing / colours

●

red - frame

●

leather - seat



V9018022

finishing / colours

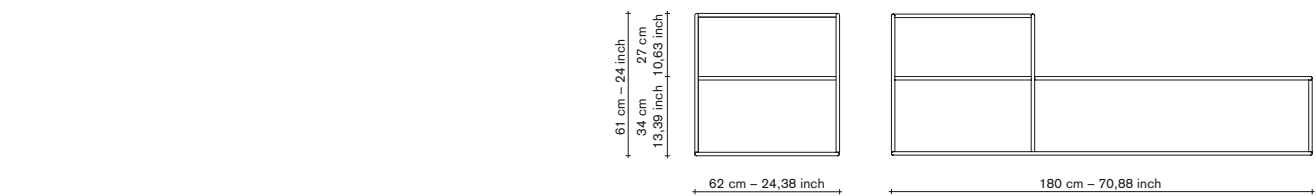
○

white - frame

●

leather - seat

duo seat



duo seat



V9015017BG


finishing / colours

●

mustard - frame

●

blue - left seat / green right seat



V9015017RP

finishing / colours

●

mustard - frame

●

pink - left seat / red right seat



atelier 365

big-game

destroyers/builders

glenn sestig

knutson + ballouhey

maarten baas

maria scarpulla

muller van severen

nendo

pierric de coster

studio wieki somers

furniture

shelves

shelves

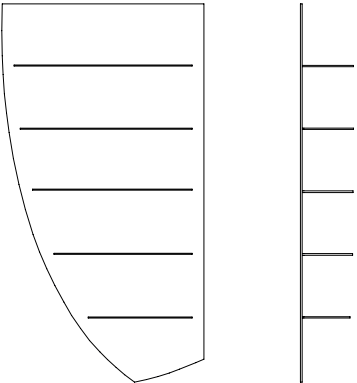
etage by destroyers/ builders

Linde Freya Tangelder, the woman behind destroyers/builders, drew inspiration for ETAGE in the architecture of the Danish architect Per Kirkeby and the project "House V_H" of the Belgian agency Dhoore Vanweert. Constructions that show plenty of curvy structures and laterally cut surfaces. "Both the rear surface and the shelves follow a particular curve which ensures the allure of a skeletal frame. The frame of an organic sculpture."





etage
shelf small brass



etage
shelf small aluminium



etage
shelf small aluminium

**_i like the
layering of
a wall rack,
the inner
rhythm.** —destroyers/
builders

etage
by destroyers/builders



valerie_objects_etage

etage by destroyers/ builders

etage —


material:
— Small etage, sheet metal wall shelf in brushed aluminium.
— Small etage, sheet metal wall shelf in brushed brass.

maintenance:
Stain removal: For quick removal of contaminants on aluminium surfaces, apply a glass cleaner with a clean, soft cloth and subsequently wipe the surface dry with a soft cloth. Always clean metal surfaces gently and without scrubbing so that the surface is not scratched. Never use cleaners containing granular substances, acetic acid or citric acid.

packaging:
Normal packaging

etage
shelf small






V9019001

finishing / colours

● aluminium



V9019002

finishing / colours

● brass



shelves

shelf n°1/2/3/4 by muller van severen

After designing highly stylized cabinets, tables, chairs and others, Muller Van Severen now tackles the most elementary of furniture: the shelf. With shelf n°1/2/3/4, a series of four pieces with varying lengths between 75 centimeters and two meters, Muller Van Severen takes the shelf back to its bare essence. Shelf consists solely of one steel plate and nothing more. Even the brackets are laser-cut flaps on the edge of the plate itself, folded upward

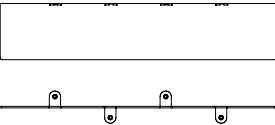
and downward, discarding any visual obstructions. Shelf is available in five refined colors: mustard, cream white, light grey, anthracite and brick red.



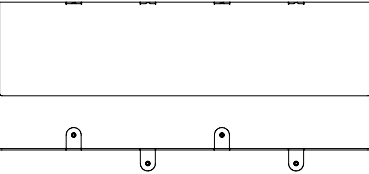
shelf
n°1/2/3/4

valerie_objects_shelf n°1/2/3/4

shelf n°1



shelf n°2

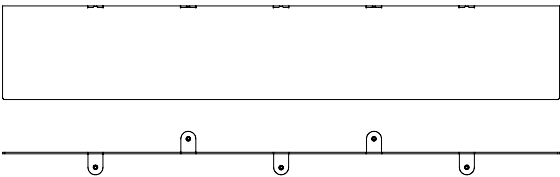


shelf n°1/2/3/4
shelf n°1 brass
shelf n°1 black

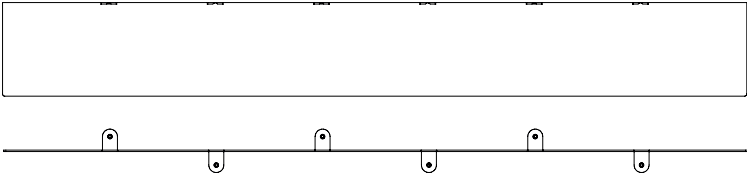
shelf n°1/2/3/4
by muller van severen

shelf n°1/2/3/4
shelf n°1 brass

shelf n°3



shelf n°4



valerie_objects_shelf n°1/2/3/4

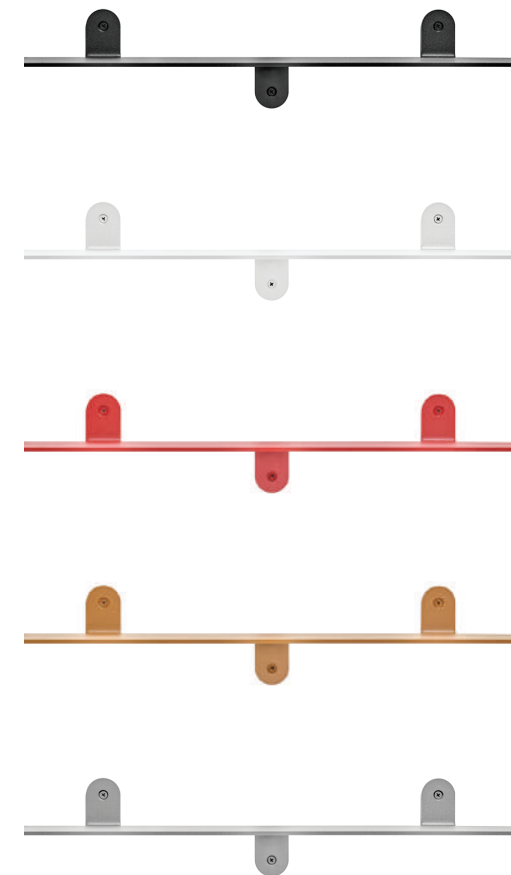


shelf n°1/2/3/4
black
white
red
mustard
light grey



240

shelf n°1/2/3/4
by muller van severen

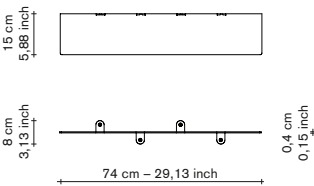


241







shelf n°1/2/3/4 by muller van severen

shelf n°1/2/3/4 —

- material:**
Steel (4MM), powder coated finish, except V9018100U = brass (3MM).
- maintenance:**
Powder-coated surfaces should be cleaned with aqueous solutions made from pH-neutral (pH 5-8) detergents or cleaning products and soft, non-abrasive cloths, rags or industrial cotton batting. Always clean metal surfaces gently and without scrubbing so that the surface is not scratched. Never use cleaners containing granular substances, acetic acid or citric acid.
- packaging:**
Normal packaging








shelf n°1

	V9017100LG	finishing / colours ● light grey
	V9017100MU	finishing / colours ● mustard
	V9017100R	finishing / colours ● red
	V9017100W	finishing / colours ○ white
	V9017100Z	finishing / colours ● black
	V9018100U	finishing / colours ● brass


shelf








shelf n°2

	<div>finishing / colours</div> <div>V9017101LG● light grey</div>
	<div>finishing / colours</div> <div>V9017101MU● mustard</div>
	<div>finishing / colours</div> <div>V9017101R● red</div>
	<div>finishing / colours</div> <div>V9017101W○ white</div>
	<div>finishing / colours</div> <div>V9017101Z● black</div>

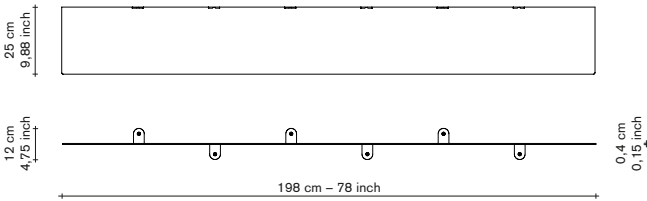
shelf








shelf n°3


	<div>finishing / colours</div> <div>V9017102LG● light grey</div>
	<div>finishing / colours</div> <div>V9017102MU● mustard</div>
	<div>finishing / colours</div> <div>V9017102R● red</div>
	<div>finishing / colours</div> <div>V9017102W○ white</div>
	<div>finishing / colours</div> <div>V9017102Z● black</div>

shelf



shelf n°4

	<div>finishing / colours</div> <div> <div>V9017103LG</div> <div> <div></div> <div>light grey</div> </div> </div>
	<div>finishing / colours</div> <div> <div>V9017103MU</div> <div> <div></div> <div>mustard</div> </div> </div>
	<div>finishing / colours</div> <div> <div>V9017103R</div> <div> <div></div> <div>red</div> </div> </div>
	<div>finishing / colours</div> <div> <div>V9017103W</div> <div> <div></div> <div>white</div> </div> </div>
	<div>finishing / colours</div> <div> <div>V9017103Z</div> <div> <div></div> <div>black</div> </div> </div>



lighting

250	hanging lamps, ceiling lamps and standing lamps
252	tramonti by maria scarpulla
264	lighting by muller van severen
310	L1 floor lamp by pierric de coster

atelier 365
big-game
destroyers/builders
glenn sestig
knutson + ballouhey
maarten baas
maria scarpulla
muller van severen
nendo
pierric de coster
studio wieki somers

lighting
**hanging
lamps,
ceiling lamps,
standing
lamps**

hanging lamps, ceiling lamps, standing lamps

tramonti by maria scarpulla

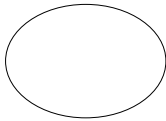
Simple yet poetic wall paintings surrounded by a halo of light: that's Tramonti Lighting in a nutshell. Maria Scarpulla, the name by which Maria Scarpulla and her partner Jori Hernalsteen (1987) design minimalist objects, started off with painting color shapes that would later become light objects. Tramonti does not swindle with the simplicity of the paintings. Even after adding the technicalities required for a lamp, the

paintings remain as they are but with a soft aureole of light added to it: hence the name Tramonti, the Italian word for sunset. Tramonti is available in five different shapes and equally different colors; deep blue, dark red, off-white, dark green, black; that can be easily combined to create a beautiful composition. There's one oval added in stainless steel to create an extra mirror-like spark.


wall lamp

valerie_objects_tramonti

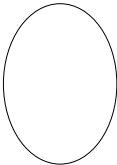
tramonto 03 black



tramonto 06 mirror

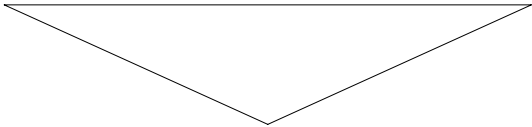


tramonto 04 red



tramonto 05 green

tramonto 01 blue



tramonto 02 off-white

tramonti
by maria scarpulla

tramonti
tramonto 06 mirror
tramonto 03 black
tramonto 04 red




tramonti
tramonto 02 off-white
tramonto 01 blue
tramonto 05 green



valerie_objects_tramonti

wall lamp

**_simple yet
poetic wall
paintings
surrounded
by a halo
of light.**__maria scarpulla



tramonti
tramonto 04 red



tramonti
tramonto 06 mirror

hanging lamps, ceiling lamps, standing lamps

tramonti

by

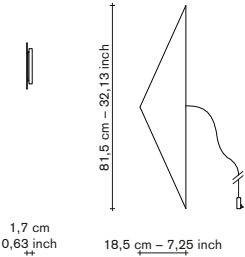
maria

scarpulla

tramonti —

material: Stainless steel Powdercoated steel / wood.	technical info: cable length: 5m switch: yes dimmable: yes max watt: 8W max volt: 240V bulb: included certification: II environment: indoor light source: internal LED kelvin: 2500 Kelvin IP: IP20	packaging: Normal packaging
---	---	---------------------------------------

wall lamp



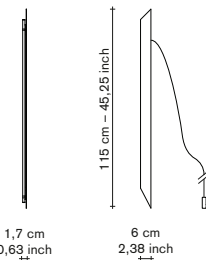
tramonto
wall lamp 01



finishing / colours

V9022100

● blue



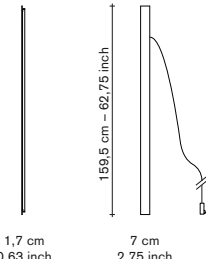
tramonto
wall lamp 02



finishing / colours

V9022101

○ off-white



tramonto
wall lamp 03

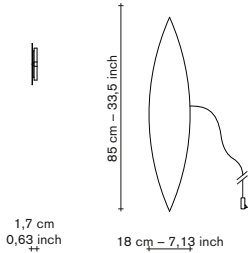


finishing / colours

V9022102

● black

wall lamp

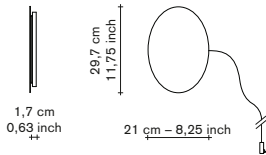


tramonto
wall lamp 04



V9022103

finishing / colours
● red

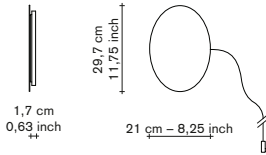


tramonto
wall lamp 05



V9022105

finishing / colours
● green



tramonto
wall lamp 06



V9022104

finishing / colours
● steel grey



hanging lamps, ceiling lamps, standing lamps

lighting by muller van severen

Although most design lovers know of Muller Van Severen for their furniture, the design couple's story actually kicked off with the conception of these hanging lamps. "It all started out of necessity", Hannes explains. "We were working in our new home which is an old house. Above the table there wasn't a socket in the ceiling to stick a lightbulb in, so we designed a lamp that could hang from the wall". Like all Muller Van Severen's furniture,

the lamps add a sober but colorful line to the interior. On one hand the sober design doesn't draw too much attention, on the other hand its playful character does tingle the eye. The lamps create space rather than filling it up.

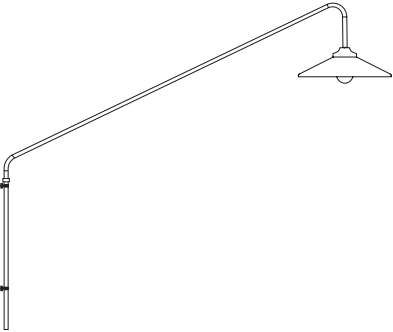


hanging lamp
n°1/2/3/4/5



valerie_objects_hanging lamp n°1/2/3/4/5

lighting
hanging lamp n°2 brass
hanging lamp n°5 green
hanging lamp n°3 menie red
hanging lamp n°4 blue
hanging lamp n°1 blue

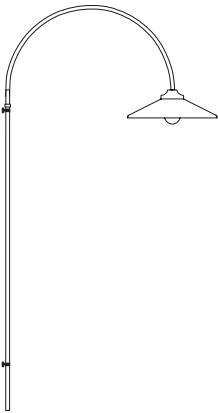


n°1

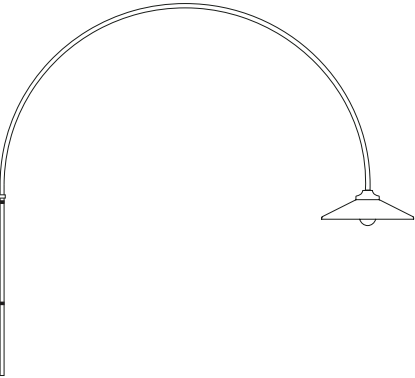
hanging lamp
by muller van severen
lighting
hanging lamp n°3 black
hanging lamp n°4 blue
hanging lamp n°1 unlacquered steel
hanging lamp n°4 green



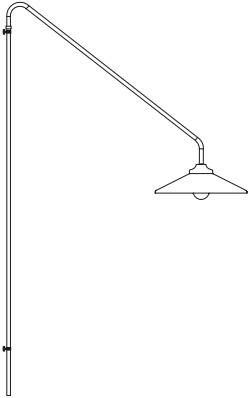
valerie_objects_hanging lamp n°1/2/3/4/5



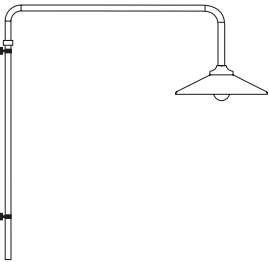
n°2



n°3



n°4



n°5

**_in essence it is about creating
an object with a certain atmosphere
simply by applying a minimal
intervention: the bending of a
straight line.**—muller
van severen

lighting
hanging lamp n°1 green
hanging lamp n°2 curry
hanging lamp n°5 brass
hanging lamp n°4 black
hanging lamp n°3 menie red



hanging lamp
by muller van severen

lighting
hanging lamp n°3 black



lighting
hanging lamp n°1 unlacquered steel
hanging lamp n°4 blue
hanging lamp n°5 ivory



valerie_objects_hanging lamp n°1/2/3/4/5

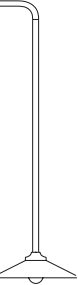


ceiling lamp
n°1/2/3/4/5

valerie_objects_ceiling lamp n°1/2/3/4/5



lighting
ceiling lamp n°1 brass
ceiling lamp n°2 brass
ceiling lamp n°3 brass



n°1


lighting
ceiling lamp n°4 brass
ceiling lamp n°5 black

ceiling lamp
by muller van severen

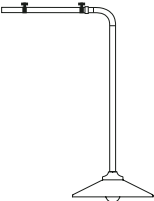
lighting
ceiling lamp n°4 ivory
ceiling lamp n°5 ivory



lighting
ceiling lamp n°1 black
ceiling lamp n°1 brass



n°2



n°3

valerie_objects_ceiling lamp n°1/2/3/4/5

lighting
 ceiling lamp n°5 green
 ceiling lamp n°5 brass
 ceiling lamp n°4 red
 ceiling lamp n°5 black

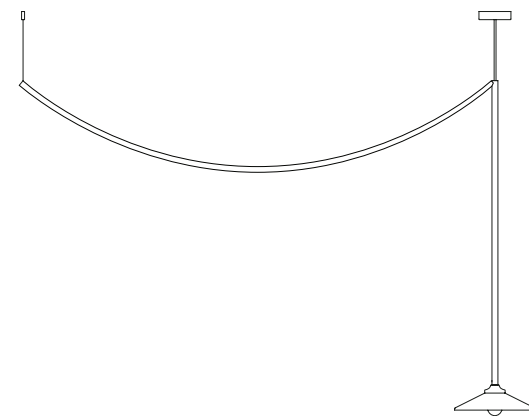


ceiling lamp
 by muller van severen

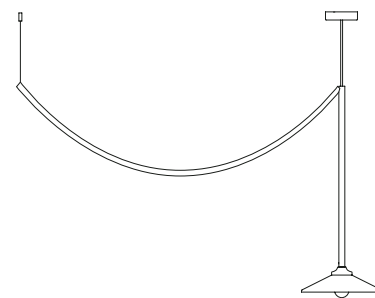
**_we want to make
 people look at the
 architecture of the
 home again, at
 the walls and the
 ceiling. these lamps
 lead the eye.** — muller
 van severen

lighting
 ceiling lamp n°1 black
 ceiling lamp n°3 black
 ceiling lamp n°2 brass
 standing lamp n°1 brass

valerie_objects_ceiling lamp n°1/2/3/4/5



n°4



n°5





standing lamp
n°1

_we always say:
colour is a material.

muller
van severen



valerie_objects_standing lamp n°1

lighting
standing lamp n°1 light grey

standing lamp
by muller van severen

lighting
standing lamp n°1 brass
standing lamp n°1 black



valerie_objects_standing lamp n°1

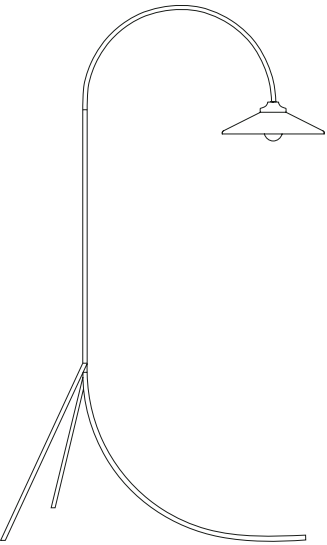


standing lamp
by muller van severen



lighting
standing lamp n°1 light grey

lighting
standing lamp n°1 green
standing lamp n°1 blue

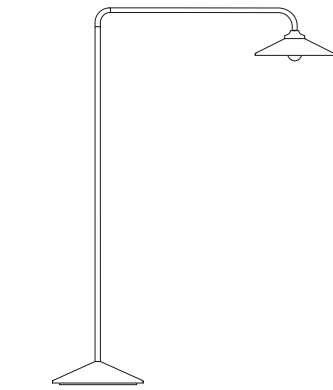


n°1



valerie_objects_standing lamp n°1

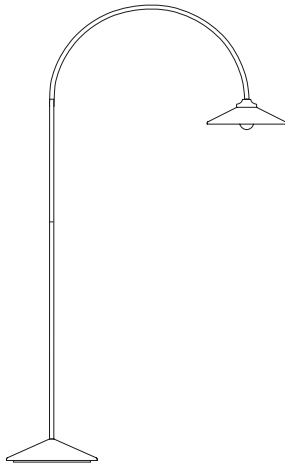
standing
lamp marble
n°1/2/3



n°1



lighting
standing lamp marble n°1 red
standing lamp marble n°2 white



n°2

lighting
standing lamp marble n°3 black
standing lamp marble n°3 white





lighting
 standing lamp marble n°2 green
 standing lamp marble n°2 white
 standing lamp marble n°2 red

286

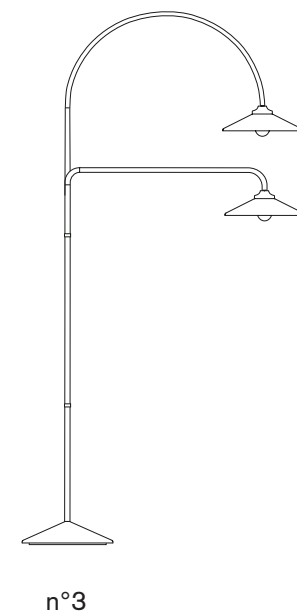
standing lamp marble
 by muller van severen



lighting
 standing lamp marble n°3 white



lighting
 standing lamp marble n°2 menie red



287

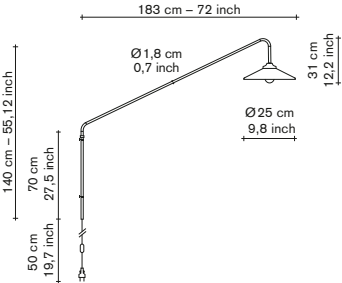


hanging lamps, ceiling lamps, standing lamps





lighting by muller van severen

hanging lamp —		
material: Frame in steel or brass tube (18 MM), powder coated finish, wall brackets and lamp socket have a brass color, lamp shade in white milk glass.	technical info: Cable length: 2m switch: yes, handswitch dimmable: no max watt: 5W max volt: 240V bulb: included certification: I environment: indoor light source: E27 kelvin: 2700 Kelvin IP: IP20	packaging: Normal packaging

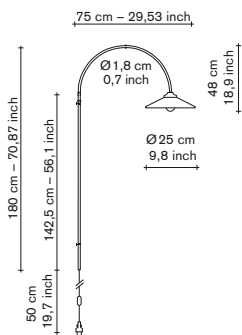
hanging lamp







hanging lamp n°1

	V9015014B	finishing / colours ● blue
	V9015014C	finishing / colours ● curry
	V9015014G	finishing / colours ● green
	V9015014M	finishing / colours ● brass
	V9015014U	finishing / colours ● unlacquered steel
	V9015014Z	finishing / colours ● black

hanging lamp







hanging lamp n°2

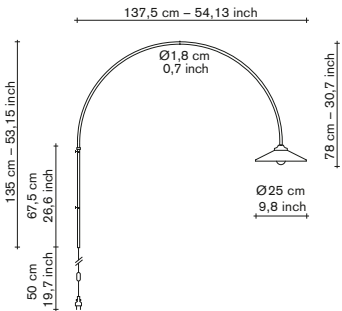
	V9015015B	finishing / colours ● blue
	V9015015C	finishing / colours ● curry
	V9015015G	finishing / colours ● green
	V9015015M	finishing / colours ● brass

hanging lamp

hanging lamp n°2

	V9015015U	finishing / colours ● unlacquered steel
	V9015015Z	finishing / colours ● black
	V9022015I	finishing / colours ● ivory
	V9022015R	finishing / colours ● menie red

hanging lamp



hanging lamp n°3



finishing / colours

V9015030I


● ivory



finishing / colours

V9015030R

● menie red

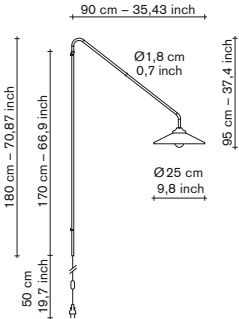


finishing / colours

V9015030Z

● black

hanging lamp



hanging lamp n°4



finishing / colours

V9015031B

● blue



finishing / colours

V9015031M

● brass

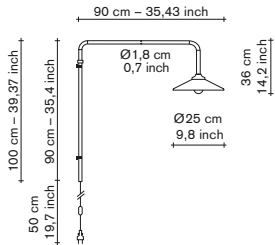


finishing / colours







V9015031Z

● black

hanging lamp



hanging lamp n°5

	V9015032B	<div>finishing / colours</div> <div><div></div>blue</div>
	V9015032G	<div>finishing / colours</div> <div><div></div>green</div>
	V9015032I	<div>finishing / colours</div> <div><div></div>ivory</div>
	V9015032M	<div>finishing / colours</div> <div><div></div>brass</div>
	V9015032Z	<div>finishing / colours</div> <div><div></div>black</div>
	V9022032R	<div>finishing / colours</div> <div><div></div>menie red</div>

hanging lamps, ceiling lamps, standing lamps

lighting by muller van severen

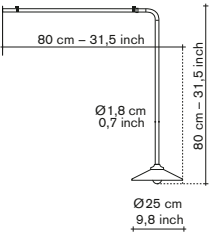
ceiling lamp —

material:
Frame in steel or brass
tube (18 MM), powder
coated finish, lamp
socket has a brass color,
lamp shade in white milk
glass.

technical info:
Cable length: 1,5m
switch: no
dimmable: no
max watt: 5W
max volt: 240V
bulb: included
certification: I
environment: indoor
light source: E27
kelvin: 2700 Kelvin
IP: IP20

packaging:
Normal packaging

ceiling lamp



ceiling lamp n°1



finishing / colours

V9018001M

● brass

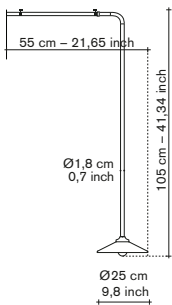


finishing / colours

V9018001Z


● black

ceiling lamp



ceiling lamp n°2

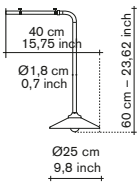


finishing / colours
V9018002M  brass




finishing / colours
V9018002Z  black

ceiling lamp



ceiling lamp n°3

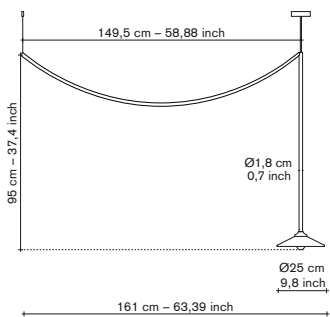


finishing / colours
V9018003M  brass








finishing / colours
V9018003Z  black

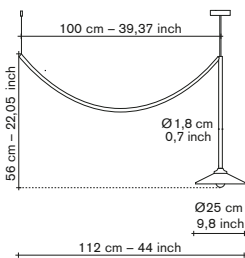
ceiling lamp








ceiling lamp n°4

	V9020600G	finishing / colours ● green
	V9020600I	finishing / colours ● ivory
	V9020600M	finishing / colours ● brass
	V9020600R	finishing / colours ● red
	V9020600Z	finishing / colours ● black

ceiling lamp



ceiling lamp n°5

	V9020601G	finishing / colours ● green
	V9020601I	finishing / colours ● ivory
	V9020601M	finishing / colours ● brass
	V9020601R	finishing / colours ● red
	V9020601Z	finishing / colours ● black

hanging lamps, ceiling lamps, standing lamps

lighting by muller van severen

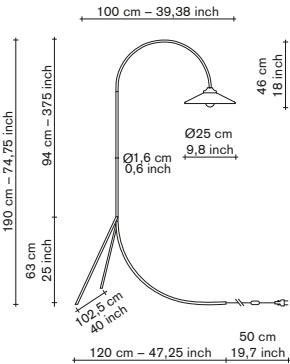
standing lamp n°1 —

material:
Frame in steel or brass
tube (16 MM), powder
coated finish, lamp
socket has a brass color,
lamp shade in white milk
glass.

technical info:
cable length: 2m
switch: yes, footswitch
dimmable: no
max watt: 5W
max volt: 240V
bulb: included
certification: II
environment: indoor
light source: E27
kelvin: 2700 Kelvin
IP: IP20

packaging:
Normal packaging

standing lamp



standing lamp n°1



finishing / colours

V9015013B

● blue



finishing / colours

V9015013C

● curry



finishing / colours

V9015013G

● green



finishing / colours

V9015013LG

● light grey



finishing / colours

V9015013M

● brass



finishing / colours

V9015013Z

● black

hanging lamps, ceiling lamps, standing lamps

lighting by muller van severen

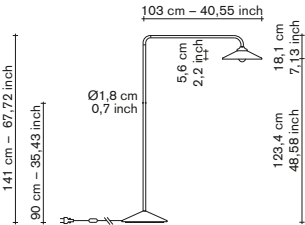
standing lamp marble —

material:
Frame in steel tube
(18 MM), powder coated
finish, lamp socket has a
brass color, lamp shade
in white milk glass, base
in marble.

technical info:
Cable length: 1,5m
switch: yes, footswitch
dimnable: yes
max watt: 5W
max volt: 240V
bulb: included
certification: I
environment: indoor
light source: E27
kelvin: 2700 Kelvin
IP: IP20

packaging:
Normal packaging

standing lamp



standing lamp marble n°1



finishing / colours

V9023001-001 ☐ white



finishing / colours

V9023001-300 ☒ red



finishing / colours

V9023001-302 ☒ menie red



finishing / colours

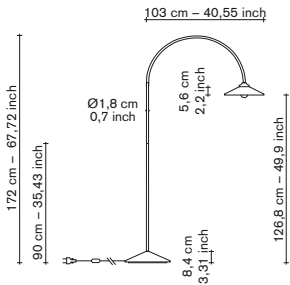
V9023001-500 ☒ green



finishing / colours

V9023001-900 ☒ black

standing lamp



standing lamp marble n°2



finishing / colours

V9023002-001 ☐ white



finishing / colours

V9023002-300 ☒ red



finishing / colours

V9023002-302 ☒ menie red



finishing / colours

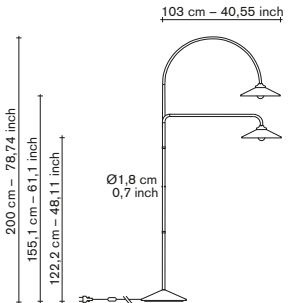
V9023002-500 ☒ green



finishing / colours

V9023002-900 ☒ black

standing lamp



standing lamp marble n°3



finishing / colours

V9023003-001 ☐ white



finishing / colours

V9023003-500 ☒ green



finishing / colours

V9023003-900 ☒ black



hanging lamps, ceiling lamps, standing lamps

L1 floor lamp by pierric de coster

valerie_objects presents a light object designed by the young Belgian designer-architect Pierric De Coster. De Coster carries the heritage of the minimalists deep in his heart. Every design object is stylized to the absolute very limit. This is also the case for this L1 floor lamp, of which the shape consists of nothing more than two slender tubes. One cylinder sheds light on the other; which in turn reflects the light again.


The result: a vertical sculpture with a zephyr glow floating in the middle. L1 measures 187 centimeters, the exact length of its maker, and is assembled out of aluminium, a material one can manipulate down to the millimeter. De Coster's goal is to create a tension within space with an absolute minimum of means. With this floor lamp he might have reached his height. This is a true minimalistic totem.



L1 floor lamp



valerie_objects_L 1 floor lamp



**_every design object is stylized
to the absolute very limit.**

—pierric
de coster

L1 floor lamp
by pierric de coster



L1 floor lamp
L1 lamp alu
L1 lamp white

valerie_objects_L 1 floor lamp



hanging lamps, ceiling lamps, standing lamps

L1 floor lamp

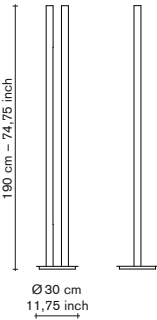
by

pierric

de coster

L1 floor lamp —		
material:	technical info:	packaging:
Aluminium	cable length: 1,8m	Normal packaging
	switch: yes	
	dimnable: yes	
	max watt: 6W	
	max volt: 240V	
	bulb: included	
	certification: I	
	environment: indoor	
	light source: internal LED	
	kelvin: 2500 Kelvin	
	IP: IP20	

floor lamp



L1
floor lamp

	V9022111	finishing / colours
		<input type="radio"/> white
	V9022112	finishing / colours
		<input checked="" type="radio"/> steel grey



table art

320	tableware, glassware and trays
322	alu tray assemble by destroyers/builders
330	inner circle by maarten baas
364	dishes to dishes by glenn sestig
382	cutlery
384	cutlery by maarten baas
404	kitchen accessories
406	pepper and salt pepper and salt mortar by knutson + ballouhey pepper mill by maarten baas pepper and salt mills by muller van severen pepper and salt shakers by nendo
424	cutting boards by muller van severen
436	five circles by muller van severen
448	trivets by muller van severen

atelier 365

big-game

destroyers/builders

glenn sestig

knutson + ballouhey

maarten baas

maria scarpulla

muller van severen

nendo

pierric de coster

studio wieki somers

table art

**tableware,
glassware
and trays**

tableware, glassware and trays

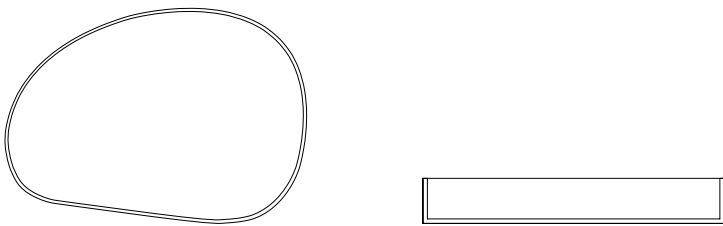
alu tray by destroyers/ builders

Within the works of destroyers/builders an interaction between the furniture pieces exist in an overarching inspiration; found in architectural elements, materials or building techniques. The aluminium tray brings a sensual touch into industrial form language.



tray

assemble
alu tray
1 seat sofa gijon grey
ottoman gijon grey



assemble
by destroyers/builders



assemble
alu tray
corner seat bangar sand
ottoman bangar sand

alu tray

by

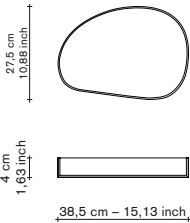
destroyers/ builders

alu tray —

- material:**
Manually brushed aluminium, protected with beeswax.
- maintenance:**
Use a soft, damp cloth to clean it and avoid submerging or soaking it in water. Do not use detergents.
- packaging:**
Normal packaging

tray

assemble
tray aluminium



finishing / colours

V9020412 ● steel grey



tableware, glassware and trays

inner circle by maarten baas

Maarten Baas is renowned for his playful objects that evoke the imperfection of the human hand instead of the straight line of the machine. For his collaboration with valerie_ objects, it is no different. Inner Circle is a large set of tableware objects, from plate to water can, contriving that typical human and playful Maarten Baas feel. Every object is a materialisation of imperfect circles that Baas drew by hand. The irregular

shapes combine well, making it easy to create an organic composition on the dinner table. 'When a chef does the plating of a dish, he does it with great care but avoids perfect geometry', Baas explains. 'There has to be a certain schwung to it. I created Inner Circle in the same way'.

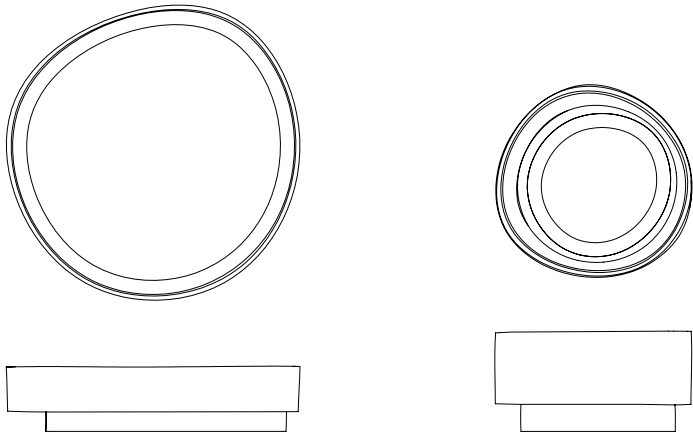


valerie_objects_inner circle



bowl
deep plate

inner circle
bowl light grey
plates grey
glas S/M



inner circle
plate S/M/L light grey
deep plate light grey
bowl grey
deep plate grey
plate S/M/L grey

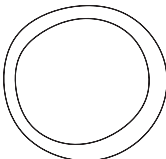
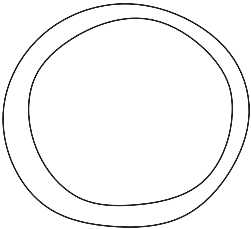
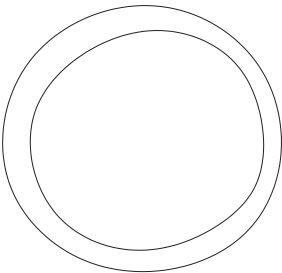


plate



valerie_objects_inner circle

inner circle
by maarten baas



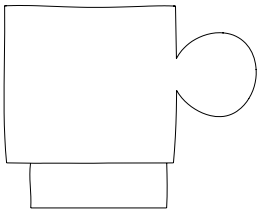
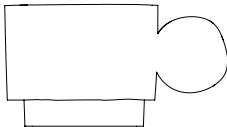
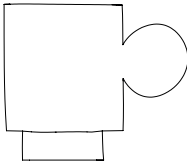
valerie_objects_inner circle

cup
mug

inner circle
cup light grey
espresso cup ligh grey
mug light grey



inner circle
by maarten baas



teapot



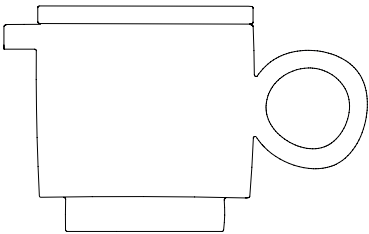
inner circle
tray S grey
cup grey
teapot grey

inner circle
by maarten baas

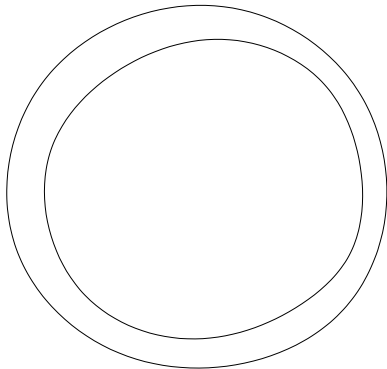
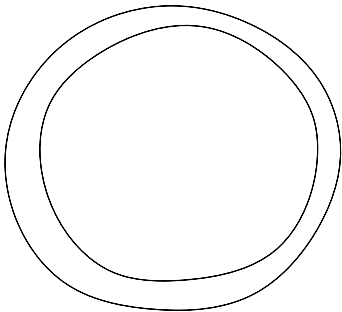
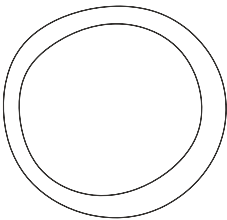


valerie_objects_inner circle

**_there is often a
great deal of beauty
in a quick sketch
and its spontaneous
lines.**—maarten
baas



tray
S/M/L





valerie_objects_inner circle



inner circle
tray S/M/L light grey



**_authentic
thinking
and creative
minds are
at the heart
of the
label.** —maarten
baas




inner circle
glass S/M

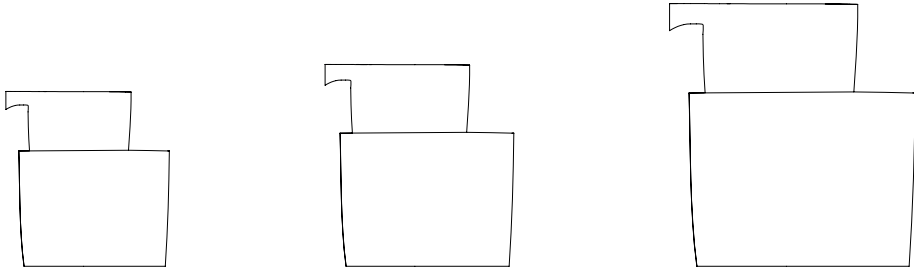


carafe

inner circle
by maarten baas



valerie_objects_inner circle



inner circle
glass S/M
carafe S/M/L/XL

inner circle
2 different
colours,
3 different
materials



inner circle
plates grey & light grey

**_it's just like
in nature,
where organic
forms are
randomly
thrown
together and
yet always
create a
beautiful
image._**
maarten
baas

inner circle
by maarten baas





valerie_objects_inner circle

valerie_objects_inner circle

inner circle by maarten baas

inner circle —

materials:
— ceramic

The porcelain is coloured in the mass and fired at 1290°C. A transparent glaze is applied on the inside.

— glass

The double layer glass, transparent on the outside, smoked grey on the inside, is mouth blown. Finished with a laser logo on the bottom and laser cut and polished edges.

— wood

For the trays, solid ash has been finished with a gray paint and a matte transparent varnish for protection.

maintenance:
— ceramic

Dishwasher and microwave proof. We advise to use soft detergents for commercial dishwashers.

To avoid staining on the matt finish, rinse after usage and prior to dishwashing.

— glass

Dishwasher proof. We advise to use soft detergents for commercial dishwashers.

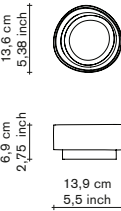
— wood

Only wash by hand using a soft sponge and mild detergent.

packaging:
Giftbox packaging

bowl & high plate

inner circle
bowl



finishing / colours

● grey

V9020001G

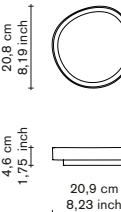


finishing / colours

● light grey

V9020001LG

inner circle
high plate



finishing / colours

● grey

V9020002G



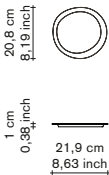
finishing / colours

● light grey

V9020002LG

plate

inner circle
plate S



V9020003G

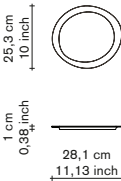
finishing / colours
● grey



V9020003LG

finishing / colours
● light grey

inner circle
plate M



V9020004G

finishing / colours
● grey

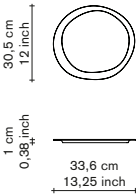


V9020004LG

finishing / colours
● light grey

plate

inner circle
plate L



V9020005G

finishing / colours
● grey

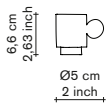


V9020005LG

finishing / colours
● light grey

espresso cup & cup

inner circle
espresso cup



V9020006G

finishing / colours

● grey

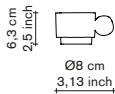


V9020006LG

finishing / colours

● light grey

inner circle
cup



V9020007G

finishing / colours

● grey



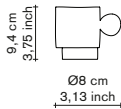
V9020007LG

finishing / colours

● light grey

mug & teapot

inner circle
mug



V9020008G

finishing / colours

● grey

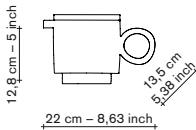


V9020008LG

finishing / colours

● light grey

inner circle
teapot



V9020009G

finishing / colours

● grey



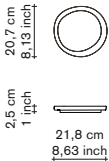
V9020009LG

finishing / colours

● light grey

tray

inner circle
tray S



finishing / colours



V9020100G

● grey

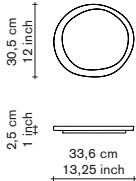
finishing / colours



V9020100LG

● light grey

inner circle
tray M



finishing / colours



V9020101G

● grey

finishing / colours

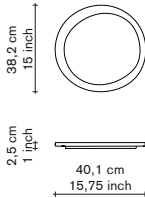


V9020101LG

● light grey

tray

inner circle
tray L



finishing / colours



V9020102G

● grey

finishing / colours

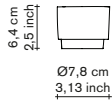


V9020102LG

● light grey

glass & carafe

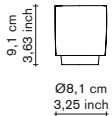
inner circle
glass S



V9020200

finishing / colours
● smokey grey

inner circle
glass M



V9020201

finishing / colours
● smokey grey

inner circle
carafe S

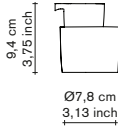


V9020202

finishing / colours
● smokey grey

carafe

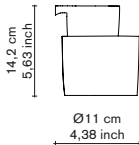
inner circle
carafe M



V9020203

finishing / colours
● smokey grey

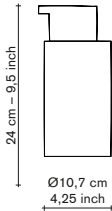
inner circle
carafe L



V9020204

finishing / colours
● smokey grey

inner circle
carafe XL



V9020205

finishing / colours
● smokey grey



tableware, glassware and trays

dishes to dishes by glenn sestig

Is it a plate or is it a bowl? The low basic shape of the Dishes to Dishes collection reminds designer and architect Glenn Sestig of an intergalactic object. It was the familiar form from Sestig's "Pleasure Dôme" that formed the basic shape for this line of stackable plates and dishes. For the name of this collection, Sestig was spontaneously inspired by the song "Ashes to Ashes" by David Bowie. "Especially when I heard Bowie sing"

I'm happy, hope you're happy too," says Sestig, who with this phrase nicely summarizes the basic idea of commercial design. It is a wisdom that Major Tom proclaims to Ground Control from space. The ideal slogan representing Sestig's luxurious galaxy.





dishes to dishes
medium dish moss garden
high dish moss garden
high dish stardust
low dish stardust
low dish moss garden



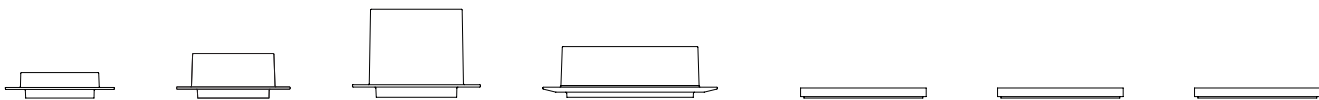
**_for the name of
this collection,
i was spontaneously
inspired by the song
“ashes to ashes”
by david bowie.** __glenn
sestig



dishes to dishes
medium dish moss green
medium dish fame
dish wood
lid wood M







dishes to dishes
small dish moss green
small dish stardust
medium dish moss green
high dish stardust
dish wood
lid wood M



dishes to dishes by glenn sestig

dishes to dishes —		
material: Ceramic: stoneware with a matt glazing finish wood: dark stained and varnished acacia wood.	maintenance: Ceramic: dishwasher, microwave, and food safe, glass (delete), wood: food safe, Use a soft, damp cloth to clean it and avoid submerging or soaking it in water. To preserve the wood color and shape, do not leave in direct sunlight.	packaging Giftbox packaging

low dish



dishes to dishes
low dish



V9019458B

finishing / colours

● beige



V9019458BU

finishing / colours

● red



V9019458G

finishing / colours

● grey



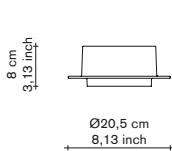
V9019458GR

finishing / colours

● green

medium dish

dishes to dishes
medium dish



V9019457B

finishing / colours

● beige



V9019457BU

finishing / colours

● red



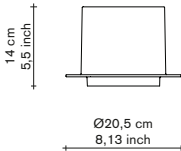
V9019457GR

finishing / colours

● green

high dish

dishes to dishes
high dish



V9019456B

finishing / colours

● beige



V9019456BU

finishing / colours

● red



V9019456GR

finishing / colours

● green

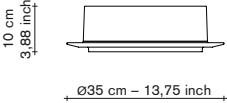
dish

dishes to dishes
dish wood



V9019452

finishing / colours
● brown



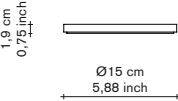
lid

dishes to dishes
lid wood S



V9019455

finishing / colours
● brown

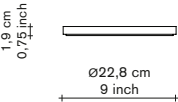


dishes to dishes
lid wood M



V9019454

finishing / colours
● brown

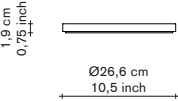


dishes to dishes
lid wood L



V9019453

finishing / colours
● brown





atelier 365
big-game
destroyers/builders
glenn sestig
knutson + ballouhey
maarten baas
maria scarpulla
muller van severen
nendo
pierric de coster
studio wieki somers

table art

cutlery

cutlery

cutlery by maarten baas

valerie_objects sincerely believes in the beauty of daily acts, habits, mannerisms and the tools that come along. We all use cutlery at least three times a day. For this reason valerie_objects offers personalized sets of knife, spoon and fork that tell a story instead of remaining neutral. Several high-ranked designers from all over the world created a set with an intriguing artistic

touch, bringing this often overlooked design section to a next level of refinement. Grab a bite and tell us what you feel.



dinner
cutlery



valerie_objects_cutlery



valerie_objects_cutlery

cutlery
cutlery black

dessert
cutlery

valerie_objects_cutlery



cutlery
by maarten baas



valerie_objects_cutlery

cutlery
spoon black brushed
spoon copper brushed
spoon brushed stainless
spoon brass brushed



cutlery
wooden giftbox
for 16 pieces (4 sets)
brushed stainless steel

cutlery
cutlery brushed
stainless steel



_there is often a great
deal of beauty in a quick
sketch, but those
spontaneous lines
usually get lost in the
industrial process._maarten
baas

cutlery by maarten baas

cutlery —

material: Stainless steel 18/10 1— brushed stainless steel 2— brushed stainless steel, black pvd coated 3— brushed stainless steel, copper pvd coated 4— brushed stainless steel, brass pvd coated	maintenance: All colours are dishwasher proof and suited for horeca use. To avoid staining on the matt finish, we recommend rinsing after usage and prior to dishwashing. We advise to use soft detergents for commercial dishwashers.	Packaging: Giftbox packaging
--	--	--

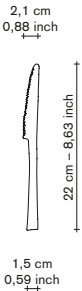


table knife





	V8016001	finishing / colours ● steel grey
	V8016001B	finishing / colours ● black
	V8016001C	finishing / colours ● copper
	V8016001G	finishing / colours ● brass

table fork



table fork

	V8016002	<div><div></div> steel grey</div>
	V8016002B	<div><div></div> black</div>
	V8016002C	<div><div></div> copper</div>
	V8016002G	<div><div></div> brass</div>

table spoon





table spoon

	V8016003	<div><div></div> steel grey</div>
	V8016003B	<div><div></div> black</div>
	V8016003C	<div><div></div> copper</div>
	V8016003G	<div><div></div> brass</div>


coffee spoon



coffee spoon

	V8016004	finishing / colours ● steel grey
	V8016004B	finishing / colours ● black
	V8016004C	finishing / colours ● copper
	V8016004G	finishing / colours ● brass

dessert knife







dessert knife

	V8017011	finishing / colours ● steel grey
	V8017011B	finishing / colours ● black
	V8017011C	finishing / colours ● copper
	V8017011G	finishing / colours ● brass

dessert fork







dessert fork

	V8017012	<div><div></div>finishing / colours</div> <div><div></div>steel grey</div>
	V8017012B	<div><div></div>finishing / colours</div> <div><div></div>black</div>
	V8017012C	<div><div></div>finishing / colours</div> <div><div></div>copper</div>
	V8017012G	<div><div></div>finishing / colours</div> <div><div></div>brass</div>

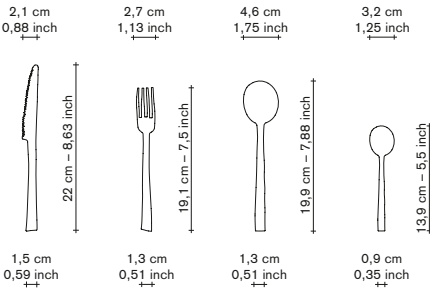
dessert spoon



dessert spoon

	V8017013	<div><div></div>finishing / colours</div> <div><div></div>steel grey</div>
	V8017013B	<div><div></div>finishing / colours</div> <div><div></div>black</div>
	V8017013C	<div><div></div>finishing / colours</div> <div><div></div>copper</div>
	V8017013G	<div><div></div>finishing / colours</div> <div><div></div>brass</div>

gift box



giftbox dinner cutlery



finishing / colours

V8017014

● steel grey



finishing / colours

V8017010

● black



finishing / colours

V8017022

● copper

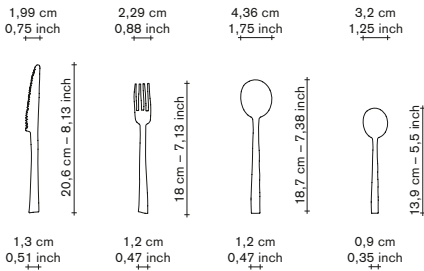


finishing / colours

V8017019

● brass

gift box



giftbox dessert cutlery



finishing / colours

V8018004

● steel grey



finishing / colours

V8018005

● black



finishing / colours

V8018006

● copper



finishing / colours

V8018007

● brass



atelier 365

big-game

destroyers/builders

glenn sestig

knutson + ballouhey

maarten baas

maria scarpulla

muller van severen

nendo

pierric de coster

studio wieki somers

table art

kitchen

accessories

pepper and salt

pepper & salt

If an object is aesthetically pleasing then you'll treasure it. That pretty much sums up the core philosophy of *valerie_objects*. By rethinking all of our daily utensils we hope to create a better — and better-looking — world. An often overlooked kitchen tool are the pepper and salt shakers. To spice up your daily meals *valerie_objects* now presents shakers with a smart twist. We've put designers who are renowned for their outside-

the-box thinking to the task to reinterpret both the look as well as the function of these simple tools. The result? Functional sculptures for the dinner table you simply want to get your hands on.



pepper &
salt mortar

pepper & salt mortar
by knutson + ballouhey



valerie_objects_pepper & salt

valerie_objects_pepper & salt

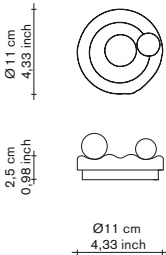
pepper and salt

pepper & salt mortar by knutson + ballouhey

pepper & salt —

material: Cast iron, anti-corrosion protection.	maintenance: Use a soft, damp cloth to clean it and avoid submerging or soaking it in water. Allow to air dry completely. Not dishwasher safe.	usage: Pour a small amount pepper or salt in the circular trench of the bowl. Roll the ball over with your hand in circular motions.	packaging: Giftbox packaging
---	--	--	--

pepper & salt mortar



pepper & salt mortar



finishing / colours

V8018003

● black

pepper mill

_it's just like in nature, where organic forms are randomly thrown together and yet always create a beautiful image.
—maarten baas

valerie_objects_pepper & salt



pepper mill
by maarten baas



pepper and salt

pepper mill

by

maarten

baas

pepper mill —

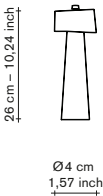
material:
ABS matt black.
Carbon steel grinding
mechanism for pepper.

maintenance:
Not dishwasher safe.
Use a soft, damp cloth
to clean it and avoid
submerging or soaking it
in water.

usage:
Adjust the size of the
grain by turning the knob
of the mill.
Turn clockwise for
a finer grain and
counterclockwise for
a coarser grain.
Turn the knob of the mill
counterclockwise for
easy refilling.

packaging:
Giftbox packaging

pepper mill



pepper mill



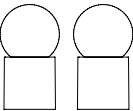
finishing / colours

V8018008

● black

pepper
and salt

valerie_objects_pepper & salt



pepper and salt
by muller van severen



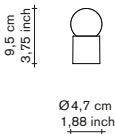
pepper and salt

pepper and salt by muller van severen



pepper & salt—

material: Base (cube) in matt ABS, top in nickel plated stainless steel, pepper mill (orange) equipped with carbon steel grinding mechanism, salt mill (white) equipped with a ceramic grinding mechanism.	maintenance: Use a soft, damp cloth to clean it and avoid submerging or soaking it in water. Not dishwasher safe.	usage: Refill > pull the top off from the base (cube) , Adjust the size of the grain by turning the little knob at the bottom of the base clockwise for a finer grain and counterclockwise for a coarse grain.	packaging: Giftbox packaging
--	---	--	--

pepper and salt



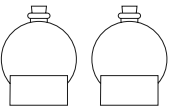
pepper and salt mill

	V8018001	finishing / colours <div><div></div> orange</div>
	V8018002	finishing / colours <div><div></div> white</div>

pepper and
salt shakers



pepper and salt shakers
by nendo



valerie_objects_pepper & salt

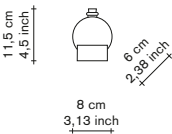
pepper and salt

pepper and salt shakers by nendo

pepper & salt shakers —

material: Bottle made of handblown glass. Bottle holder made of pressed glass. Cork cap.	maintenance: Dishwasher proof (except for cork cap). We advise to use soft detergents for commercial dishwashers.	usage: Preserve the pepper and the salt in the bottle. Pour pepper or salt into the holder and grind it with the ribbed bottom of the bottle.	packaging: Giftbox packaging
--	---	--	--

pepper and salt shakers



pepper and salt shakers

	V8018009	finishing / colours ● transparent
	V8018019	finishing / colours ● sepia


cutting boards

cutting boards by muller van severen

Muller Van Severen is infatuated with the material called 'polyethylene' and these cutting boards are a proof of that. "Unlike many other plastics, polyethylene doesn't feel 'dead'." Hannes explains. "It has a soft feel and a certain sensitivity to it." Initially Muller Van Severen planned to simply create a sculpture with this material, call it a tribute. Along the way the sculpture became functionalized. Packed in a beautiful giftbox with

certificate signed by the designers. The result consists of a set of overlaying cutting boards that can be hung against the wall. And so, Fien and Hannes designed a kitchen utensil that doesn't end up hidden in the drawer. Due to the organic shapes of the boards, the set forms an interesting contrast with Muller Van Severen's other soberly designed furniture. "Although it looks like we came up with these shapes in a whim, they are one by

one well thought through", Fien says. "It was a process of minutely choosing which nooks and edges would be visible and which would be overlaid".



cutting
boards

cutting boards
by muller van severen

5
different
colours
combinations



valerie_objects_cutting boards

valerie_objects_cutting boards



cutting boards
cutting boards set a, b, c, d, e

cutting boards
cutting boards set a




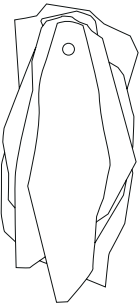
cutting boards
cutting boards set e



cutting boards
cutting boards set b



cutting boards
cutting boards set e



cutting boards
cutting boards set b

cutting boards

cutting
boards
by
muller
van severen

cutting boards —

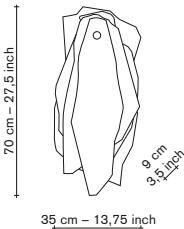
- material:

Polyethelene (15 MM),
brass wall bracket.
- maintenance:

Clean with microfiber
cloth and water.
- packaging:

Giftbox packaging

cutting boards



cutting boards



V9015006A

finishing / colours

- red
- pink
- burgundy
- black



V9015006B

finishing / colours

- pink
- white
- light blue
- burgundy



V9015006C

finishing / colours

- pink
- burgundy
- yellow
- green



V9015006D

finishing / colours

- pink
- white
- yellow
- green



V9015006E

finishing / colours

- pink
- white
- dark blue
- green



five circles

five circles by muller van severen

"Five circles" consists of three polyethylene and two marble discs, Muller Van Severen's two favorite materials since the beginning. When piled up these five disks, with a diameter of 21cm and a thickness of 2cm, form a colorful sculpture on the dinner table. Their vision: let's not hide the objects we use, let them be part of the interior. set combines white marble, burgundy, green, red and pink marble discs.





five circles


a.




five circles
five circles set a, b, c, d, e



b.



c.



d.



e.



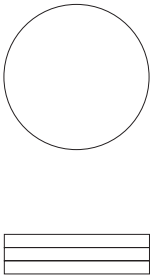
5
different
colours
combinations





valerie_objects_re_circles

**_let's
not hide
the objects
we use,
let them be
part of the
interior.** —muller
van severen



re_circles



valerie_objects_re_circles

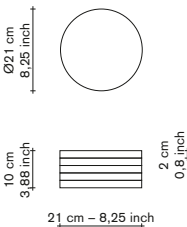
five circles

five circles
by
muller
van severen

five circles, re-circles —

material: 2 circles in marble 20 mm thick. 3 circles in polyethelene 20 mm thick.	maintenance: Clean with microfiber cloth + water.	Usage: The 3 polyethylene circles have a temperature limitation of max 70° Celcius / 158° Farenheit.	Packaging: Giftbox packaging
--	--	--	--

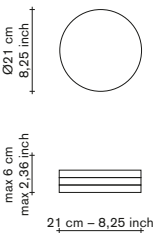
five circles



five circles

	V9017040	finishing / colours <ul style="list-style-type: none">● brown marble● light blue● pink● white marble● green
	V9017041	finishing / colours <ul style="list-style-type: none">● black marble● burgundy● white marble● pink● red
	V9017042	finishing / colours <ul style="list-style-type: none">● pink marble○ white● burgundy● light blue● black marble
	V9017043	finishing / colours <ul style="list-style-type: none">● pink marble● dark blue● yellow● white marble● green
	V9017044	finishing / colours <ul style="list-style-type: none">● white marble● burgundy● green● red● pink marble

re_circles



re_circles set of 3



V9021100

- finishing / colours
- white
 - green
 - dark blue

* due to limited and varying stock material, the thickness and colors of the circles will remain a surprise until the very opening of the package.



trivets

trivets by muller van severen

Just like all of Muller Van Severen's furniture and objects, these trivets are stripped to the bare essence. They consist of nothing more than a thin steel outline of six millimeters thick. "We found that to be the most aesthetic," Hannes explains. "But six millimeters is quite thin. To ensure that the table itself wouldn't get burned while using the trivet, we tested it. We placed a pan full of sizzling hot sausages on the trivet which was placed

on one of our polyethylene tables — polyethylene can't stand heat. It seemed to work." (laughs) Functionality empirically proven! More importantly is the beauty of these trivets. Once hung on top of each other against the wall, the mix of varying shapes create an abstract work of colored lines. "We chose the shapes and colors very carefully," Fien says. "It must form a whole". That it does.




trivets

valerie_objects_trivets



trivets
trivets set of 4 colour
trivets set of 4 black



trivets
trivets set of 4 colour



round trivets
trivets set of 5 colour
trivets set of 5 black



valerie_objects_trivets

trivets

trivets by muller van severen

trivets —

material:

Steel (6MM), welded
and grinded by hand,
powder coated finish.

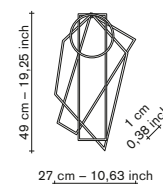
maintenance:

Clean with microfiber
cloth and water.

packaging:

Giftbox packaging

trivets



trivets set of 4



V9015007A

finishing / colours

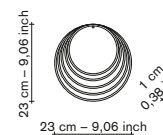
- black
- orange
- mint green
- pink



V9015007B

finishing / colours

- black



round trivets set of 5



V9023100-999

finishing / colours

- black
- red
- pink
- blue
- green



V9023100-900

finishing / colours

- black



objects

458	segments
460	segments by destroyers/builders brick bookend brick shelf duct shelf duct wall holder duct table organizer
480	selfie mirror
482	selfie mirror by studio wieki somers

atelier 365

big-game

destroyers/builders

glenn sestig

knutson + ballouhey

maarten baas

maria scarpulla

muller van severen

nendo

pierric de coster

studio wieki somers

objects

segments

segments

segments by destroyers/ builders

Linde Freya Tangelder
(NL) a.k.a. destroyers/
builders extracts the small
and seemingly banal elements
of architecture such as
bricks, joints and tubes and
translates them into design
objects that spark the interior.



_placing these objects next to each other, on a wall for instance, creates and interesting minimalist play of color, material and texture. _destroyers/builders

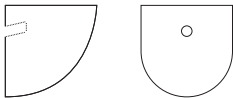


segments
brick bookend white
brick bookend black

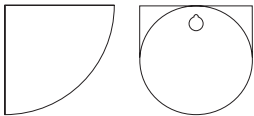


brick
shelf

segments
brick shelf white
brick shelf black



duct
shelf



valerie_objects_segments

segments
by destroyers/builders

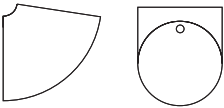


segments
duct shelf white
duct shelf rust

valerie_objects_segments

duct
wall holder

valerie_objects_segments



segments
duct wall holder white
duct wall holder cobalt blue



duct
table
organizer



segments
duct table organizer white
duct table organizer cobalt blue



valerie_objects_segments

segments by destroyers/ builders

brick —

material:

— brick bookend

Massive brick stone, made out of Belgian clay. Felt protection on the bottom to avoid scratching. Sprayed with a water repellent coating.

— brick shelf

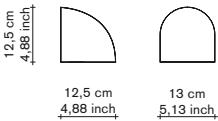
Massive brick stone, made out of Belgian clay. Sprayed with a water repellent coating/ Screw included the head of the screw is made of brushed stainless steel.

maintenance:

Use a soft, damp cloth to clean it.

packaging:

Normal packaging



brick bookend



finishing / colours

V9018214B

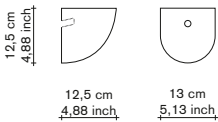
● black



finishing / colours

V9018214W

○ white



brick shelf



finishing / colours

V9018213B

● black



finishing / colours

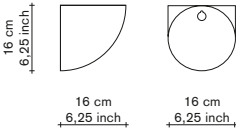
V9018213W

○ white

segments by destroyers/ builders

duct —		
material:	maintenance:	packaging:
— duct shelf	Use a soft, damp cloth to	Normal packaging
Porcelain	clean it.	
— duct wall holder		
Porcelain		
— duct table organizer		
Porcelain		

duct



duct shelf



finishing / colours

V9018210R

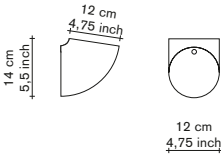
● terra cotta



finishing / colours

V9018210W

○ white



duct wall holder



finishing / colours

V9018212B

● blue

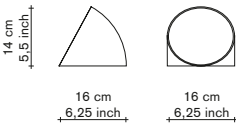


finishing / colours

V9018212W

○ white

duct



duct table organizer



V9018211B

finishing / colours
● blue




V9018211W

finishing / colours
○ white



1
3
5
7
9 (3 x 3)
15 (3 x 5)
21 (3 x 7)
25 (5 x 5)
27 (3 x 9)
35 (5 x 7)
45 (3 x 15 or 5 x 9)
49 (7 x 7)
63 (3 x 21 or 7 x 9)
75 (3 x 25 or 5 x 15)
81 (3 x 27)
105 (3 x 5 x 7 or 3 x 35 or 5 x 21)
125 (5 x 25)
135 (3 x 45 or 5 x 27)
147 (3 x 49 or 7 x 21)
175 (5 x 35 or 7 x 25)
189 (3 x 63 or 7 x 27)
225 (3 x 75 or 5 x 45)
243 (3 x 81)
245 (5 x 49 or 7 x 35)
315 (3 x 105 or 5 x 63 or 7 x 45)
343 (7 x 49)
375 (3 x 125 or 5 x 75)
405 (3 x 135 or 5 x 81)
441 (3 x 147 or 7 x 63)
525 (3 x 175 or 5 x 105 or 7 x 75)
567 (3 x 189 or 7 x 81)
625 (5 x 125)
675 (3 x 225 or 5 x 135)
729 (3 x 243)
735 (3 x 245 or 5 x 147 or 7 x 105)
875 (7 x 125)
945 (3 x 315 or 5 x 189 or 7 x 135)
1029 (3 x 343 or 7 x 147)
1125 (3 x 375 or 5 x 225 or 7 x 157.5)
1215 (3 x 405 or 5 x 243 or 7 x 175.5)
1225 (5 x 245 or 7 x 175)
1323 (3 x 441 or 7 x 189)
1575 (3 x 525 or 5 x 315 or 7 x 225)
1701 (3 x 567 or 7 x 243)
1715 (5 x 343 or 7 x 245)
1875 (3 x 625 or 5 x 375)
2025 (3 x 675 or 5 x 405 or 7 x 270)
2205 (3 x 735 or 5 x 441 or 7 x 315)
2625 (3 x 875 or 5 x 525 or 7 x 375)



atelier 365
big-game
destroyers/builders
glenn sestig
knutson + ballouhey
maarten baas
maria scarpulla
muller van severen
nendo
pierric de coster
studio wieki somers

objects
selfie mirror

selfie mirror

selfie mirror by studio wieki somers

With the Selfie mirror, Studio Wieki Somers once again captures the poetry of everyday rituals. Getting out of bed, checking your state in the mirror and choosing what clothes to wear. Simple and quite basic actions that will have an impact on your feelings for the rest of the day. That's why we should honour this ritual, in the form of a mirror that doubles as a coat rack.



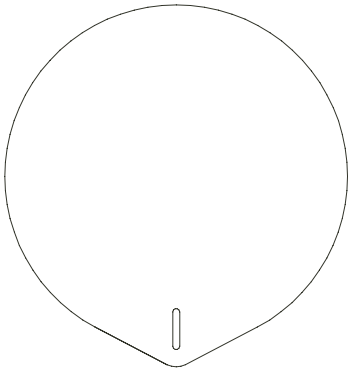
selfie
mirror



selfie mirror

valerie_objects_selfie mirror

selfie mirror
by studio wieki somers



**_you can
hang your
favourite
item of
clothing on
this mirror
and imagine
how the
garment
will look on
you.**—studio wieki
somers



valerie_objects_selfie mirror

mirror

selfie mirror by studio wieki somers

selfie mirror —

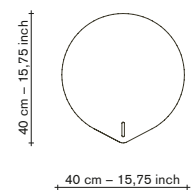
material:
Stainless steel with
mirror polished surface.

care instructions:
To avoid scratches,
clean with microfiber
cloth + mild mirror
cleaning products.

packaging:
Giftbox packaging

488

mirror



selfie mirror



finishing / colours

V9019400

● steel grey

489



credits

_art direction

Veerle Wenes

_photography

Siska Vandecasteele

Wout Hendrickx

Verne

_graphic identity

maff.be

_graphic design

Anneleen Raes

Yuna Vergult

All rights are reserved. No part of this publication may be reproduced, stored in a retrieval system or transmitted in any form or by any means, without the prior written consent of the publisher. An exeption is made for short excerpts which may be cited for the sole purpose of reviews.

contact

Veldkant 21
2550 Kontich — Belgium

T +32 3 458 05 82
F +32 3 458 05 84
info@valerie-objects.com

_press
press@valerie-objects.com

valerie_
_objects

valerie-objects.com